

# D·I·L·I·G·E·N·T·I·A

The Official Newsletter of I.P.S.C. Canada

LOANÉ ROWE  
416-743-6002

INTERNATIONAL PRACTICAL SHOOTING CONFEDERATION

**IPSC**

DILIGENTIA VIS CELERITAS

**DVC**



Vol. 7 No. 3

---

# SHOPPING CENTRE

---

***Identify yourself as part of IPSC Canada!***

## **IPSC CANADA JACKETS:**

All black, polished cotton jackets with the IPSC CANADA Logo directly embroidered on the back in vivid colour. Available in sizes Small through XXXL, with either a silk Summer lining or a Thinsulate® Winter lining. Specify size:

Summer jacket      Quantity \_\_\_\_\_      Size \_\_\_\_\_      @ \$84.95      \_\_\_\_\_

Winter jacket      Quantity \_\_\_\_\_      Size \_\_\_\_\_      @ \$99.95      \_\_\_\_\_

## **IPSC CANADA GOLF SHIRTS:**

Light Grey with IPSC CANADA logo screened on the back in three colours. Available in size Small through XL. Specify size:

Quantity \_\_\_\_\_      Size \_\_\_\_\_      @ \$25.00      \_\_\_\_\_

## **IPSC CANADA HAT PINS**

Quantity \_\_\_\_\_ @ \$5.00      \_\_\_\_\_

## **IPSC CANADA EMBROIDERED CRESTS:**

Quantity \_\_\_\_\_ @ \$5.00      \_\_\_\_\_

## **NEW 10TH EDITION RULEBOOKS:**

Quantity \_\_\_\_\_ @ \$4.00      \_\_\_\_\_

***NROI (Available to Certified Officials ONLY)***

## **NROI CANADA GOLF SHIRTS:**

Navy with NROI Logo screened on back in four colours. Available in size Small through XL. Specify size:

Quantity \_\_\_\_\_      Size \_\_\_\_\_      @ \$25.00      \_\_\_\_\_

## **COMBINATION NROI CREST/RANK DESIGNATION:**

Specify Rank (RO/CRO):

Quantity \_\_\_\_\_      Rank \_\_\_\_\_      @ \$5.00      \_\_\_\_\_

## **OFFICIAL NROI PIN:**

Specify Rank (RO/CRO):

Quantity \_\_\_\_\_      Rank \_\_\_\_\_      @ \$5.00      \_\_\_\_\_

Name: \_\_\_\_\_

Address: \_\_\_\_\_  
\_\_\_\_\_  
\_\_\_\_\_

### **Shipping Charges:**

Orders less than \$25      @ \$2.00      \_\_\_\_\_

Orders \$25 or more      @ \$5.00      \_\_\_\_\_

Courier charges (air)      @ \$12.00      \_\_\_\_\_

**Total value of order:**      \$ \_\_\_\_\_

Pins, Crest and Rulebooks are in stock for immediate shipment. Delivery time on shirts is usually 3-4 weeks, jackets 6-8 weeks or sooner. Please enclose a cheque or money order for the total value of your order payable to IPSC CANADA, and send along with this form to: IPSC CANADA, P.O. BOX 54571, 1712 AVENUE ROAD, TORONTO, ONT. M5M 4N5

---



## Regional Ramblings

*Regional Director*  
Lorne Rowe

*Alberta*  
Bryan Hodges

*British Columbia*  
Randy Fisher

*Manitoba*  
Bryan De Wet

*New Brunswick*  
Rick Lavoie

*Northwest Territories*  
Steve Bonnell

*Nova Scotia*  
Richard Turner

*Ontario*  
Don Broomfield

*Quebec*  
Jacques Beaudoin

*Saskatchewan*  
Steve Johns

*Coordinator/NTO*  
Ken Bell

### The 1991 Canadian Nationals are History

Included in this issue is full coverage of Springfield Armory's 1991 Canadian Nationals, arguably the best National Championship that IPSC Canada has ever held. With the generous support of Springfield Armory and the other corporate sponsors, Ted Pritchett, Bryan Hodges and the rest of the IPSC Alberta Match Committee gave us one heck of a match, and each and every one of us owes them our thanks.

### The 1992 North American Championships are next!

IPSC Canada is honoured to host the first-ever IPSC North American Championships in 1992. More details elsewhere in this issue, but you can bet this will be a big one! European interest is high, particularly from the National teams, and many shooters want to make this their trip to Canada now that we've had to pass on the 1993 World Shoot. Further information will be released regularly to your Section Coordinator just as soon as it firms up.

### 1992 World Assembly to define "Standard Class"

The 1991 World Assembly approved in principle the creation of a "standard class" within all IPSC-sanctioned matches, to foster active competition among those many shooters not willing to invest heavily in the latest guns and gadgets.

The 1992 Assembly must set the official definition of what constitutes "standard class", and your input is sought to help establish the position of IPSC Canada on this issue:

Should factory dimensions be the only limits? What about the highly sophisticated pistols now available directly from the manufacturer?

Should price be a consideration, either for the basic gun or for the permitted modifications? Here we must bear in mind the significant differences in the price of the same gun throughout our Confederation, and also the difficulties encountered by IHMSA in trying to impose similar restrictions.

What are the desirable restrictions on holsters, and other gear?

This is intended to promote a new class, perhaps all the way up to crowning a World Standard Class Champion, and this is **your** chance to provide input at the ground level.

---

# NORTH AMERICAN CHAMPIONSHIPS

---

## IPSC CANADA TO HOST 1992 NORTH AMERICAN CHAMPIONSHIPS

Madrid, Spain - September 30, 1991:

The 1991 World Assembly of the International Practical Shooting Confederation today approved a bid by IPSC Canada to host the

### **1992 IPSC North American Championships.**

\*\*\*\*\*

This will be a Level IV match, the first ever in North America and only the second in the world. It is expected that this Championship will alternate between Canada and the United States and the first one will be in Canada!

IPSC Canada will be staging this match in conjunction with the 1991 Canadian Nationals, and will present all the usual Canadian awards plus a full North American set. Let's plan on lots of Canadians coming away with both type!

Preliminary plans call for more than 20 stages, some 250 rounds, and a field limited to 250 competitors. We are planning to reserve 100 slots for non-Canadian residents, and the interest expressed so far indicates that we will more than fill them. Check with your Section Coordinator for details of how the slots allocated to your Section are going to be distributed, and then do whatever is necessary to earn one. **This is one match you don't want to miss!**

The match is planned for Trenton, just 90 minutes drive east of Toronto. It will be held in early August, in the time slot traditionally reserved for the Canadian Nationals, and we'll let you know the definite dates just as soon as they are confirmed.

We'll be getting more information out to you as it becomes final, but are sending out this advance notice so you can plan this part of your summer now. IPSC Canada will **promise you the best IPSC match that North America has ever seen!**

---

# IPSC WORLD ASSEMBLY

---

## DECISIONS OF THE 1991 WORLD ASSEMBLY OF IPSC

Madrid, Spain - September 29 and 30, 1991

- 1) **The 10 mm (.40 calibre) limitation for major power factor, due to have come into effect January 1, 1993, has been suspended indefinitely.**

The IPSC Constitution prevents a motion passed at one Assembly from being again for two years, so no decision could be taken to rescind the original motion. For this reason, IPSC Canada notified all Regions in July that it would be seeking indefinite suspension of the effective date for this restriction.

I would suggest that no future Assembly is likely to propose the re-introduction of this limitation unless there are unforeseen changes in present circumstances.

- 2) **The test of the three-tiered power system has been abandoned.**

Based on inputs from those Regions that were testing this system, it was found to have no significant advantages over our present one, and the option is no longer being considered.

- 3) **There will be no changes whatsoever to the existing scoring system, either power factors or scoring grids, until at least 1994.**

The Assembly recognized the degree of uncertainty caused by last year's changes and proposals, and took this action to return stability to the sport and to allow our members to plan with some degree of confidence.

- 4) **There will be no restrictions placed on the use of optical sights.**

The Assembly re-affirmed the dedication of this sport to being a testing ground for new developments in firearms and related equipment, and will not arbitrarily restrict the introduction of new products simply because they seem quite radical.

---

# IPSC WORLD ASSEMBLY

---

- 5) **There will be no changes this year to the current 10th Edition Rules.**
- 6) **The restrictions currently in place regarding the use of 9x19mm major and .38 Super cartridges in competitions within the United States will remain in effect until such time as USPSA receives satisfactory evidence that they are no longer necessary.**
- 7) **The Assembly approved in principle the creation of a "Standard" class within all IPSC-sanctioned competitions, with the precise parameters of this class to be confirmed by the 1992 Assembly.**

We recognized the desire of many of our members to avoid entering the "IPSC arms race", and yet still be able to compete actively with like-minded shooters.

The 1992 Assembly will finalize the definition of "standard" firearms and equipment, and IPSC Canada welcomes your thoughts on what factors should be considered. It is likely that optical sights will be prohibited for this class of competition.

- 8) **The American Handgunner International Postal Match will continue to be run on an annual basis, under guidelines already developed by the International Range Officers Association.**
- 9) **The Assembly adopted the concept of Level IV (Continental) competitions and Level V (World Shoot) matches, in addition to the three levels already recognized.**

It is anticipated that Level IV will comprise a series of Continental (Europe, North America, South America, Africa and Pacific) competitions that will rotate among the Regions in each area. These matches will be expected to involve some 250 competitors, approximately 250 rounds, and over 20 stages.

The 1991 South American Championship, to be held in Ecuador this November, will be the first of these Level IV matches.

- 10) **North American Championship (Level IV) status has been granted to the 1992 Canadian Nationals.**

---

# IPSC WORLD ASSEMBLY

---

More details on this match later, but it looks like the field will be limited to 250, with 100 slots reserved for non-Canadian competitors and 30 of those for shooters from outside North America.

- 11) **Jean-Pierre Denis was re-elected as President of our Confederation for the two-year term beginning January 1, 1992.**

Jean-Pierre formally notified the Assembly that he will not be standing for election for the office of President in 1993.

- 12) **The 1993 World Shoot is tentatively scheduled for England, but any other interested Regions have until the end of November to submit firm bids.**

UKPSA has already reserved the Bisley ranges, but will be looking for more suitable military facilities before finalizing the site. The match will likely be held in the early part of September.

- 13) **Final acceptance as an IPSC Region was granted to Monaco, Sri Lanka and Thailand, all of which were provisionally accepted last year. Provisional acceptance was awarded to Guatemala, Jamaica and Peru, and final acceptance of Yugoslavia was deferred pending clarification of the on-going breakup of that country.**

- 14) **A number of Regions, including Canada, have agreed to evaluate the 2/3-scale pepper popper developed by USPSA.**

Even if it proves suitable, it is likely that the 1992 Assembly will approve the use of the reduced-size target only when range limitations prevent moving full-size poppers out to desired distances. I do not expect it to be accepted as just another target to be used in everyday situations.

- 15) **The next World Assembly will be held in conjunction with the European Championships, in Barcelona, Spain, during the first week of September, 1992.**

---

# GREAT CANADIAN POSTAL MATCH

---

## THE GREAT CANADIAN POSTAL MATCH IV - 1991

Three hundred and thirty-nine competitors shot the 1991 edition of the Great Canadian Postal Match. They came from across Canada and from five other Regions, all anxious to measure themselves against fellow shooters that they might never get a chance to face in head-to-head competition.

Now the shooting is over, the scoresheets have been entered, the results have been compiled and **we have our winner!**

IPSC Canada is proud to congratulate **Bryan Marino**, from Ontario, on his victory over this International field! This win puts Bryan in the distinguished company of Rob Leatham, Mark Mazzotta and two-time winner Brian Enos, and we look forward to his coming back to defend his title in our 1992 contest. Second place this year went to **Andy Klenka** of Ontario, and third to **George Thornvig** of Denmark.

The complete results are here, so find your name and see how close you came to Bryan. As promised, we have also listed the top 5 in each jurisdiction, and have included a separate ranking of all the ladies. Just for fun, you will also find the names of the top five finishers on each of the five stages.

IPSC Canada would like to express its appreciation to everyone that shot this year's Great Canadian Postal Match, and to all the clubs that took the trouble to set it up and run it. Without your efforts, this match just wouldn't be worth doing. Thank you!

We have already started planning Edition V for 1992, and would welcome your suggestions for courses of fire. Please remember that the stages have to fit into our smallest clubs, must include no steel since some of our facilities are indoors, and should require only the most basic of props. In order to meet our publication deadlines, we will need your input not later than the end of 1991.

Thank you again for your support! We look forward to bringing you the Great Canadian Postal Match V, and hope that you will find it even more challenging and fun than this one.



---

# GREAT CANADIAN POSTAL MATCH

---

## FINAL OVERALL RESULTS

PERCENT	TOTAL POINTS	COMPETITOR #	NAME	AFFILIATION
1	100.00	180.9964	288 Bryan Marino	ON
2	98.37	178.0416	24 Andy Klenka	ON
3	97.40	176.2816	43 George Thornvig	DEN
4	94.94	171.8435	216 Ken Henderson	NZL
5	93.74	169.6720	61 Steve Johns	SK
6	87.87	159.0436	111 Jim Fraser	NS
7	87.51	158.3824	259 Darrell Wilks	AB
8	87.36	158.1135	114 Darcy Bowyer	SK
9	85.53	154.8044	329 Stuart Rankine	ON
10	84.68	153.2690	160 Errol Thomas	AUS
11	82.93	150.1042	28 Dave Muir	ON
12	82.39	149.1263	22 Don Irvine	ON
13	81.32	147.1857	261 Ted Pritchett	AB
14	80.80	146.2383	177 Richard Turner	NS
15	79.85	144.5345	202 Mario DiPaolo	QC
16	79.60	144.0662	275 Patrick Morin	FRA
17	79.48	143.8579	146 Tom Gulley	AUS
18	79.10	143.1710	42 Andre Chevrier	ON
19	78.19	141.5274	62 Tony Powaschuk	SK
20	77.70	140.6311	266 Greg McLean	AB
21	75.83	137.2542	221 Zen Bogoslawski	MB
22	75.62	136.8632	262 Ivan Runions	AB
23	75.33	136.3456	120 Dave Bartlett	ON
24	74.73	135.2588	265 Dick Boyer	AB
25	74.43	134.7112	188 Jacques Beaudoin	QC
26	73.75	133.4762	19 Peter Grottsch	ON
27	73.38	132.8184	137 Harald Busch	NOR
28	72.44	131.1110	12 Denny Galli	ON
29	72.28	130.8260	138 Erik Staale Ericksen	NOR
30	72.25	130.7784	148 Alister Moodie	AUS
31	71.72	129.8146	170 Pierre Leblanc	QC
32	71.42	129.2696	179 Darryl Goodwin	NS
33	71.32	129.0956	227 Richard Hamel	MB
34	70.26	127.1684	171 Tony Comeau	NS
35	69.26	125.3511	154 Shane Thomas	AUS
36	68.76	124.4527	296 Wayne Millson	ON
37	68.22	123.4839	220 Stuart Kilfoyle	MB
38	67.44	122.0710	85 Jon Gould	NB
39	67.25	121.7133	118 Doug Davidson	SK
40	67.06	121.3803	44 Jytte Thornvig	DEN
41	66.32	120.0302	47 Tim Andersen	DEN
42	66.31	120.0147	25 Cal Martin	ON
43	66.17	119.7658	125 William Boychuk	ON
44	65.49	118.5403	283 Gerard Grauffel	FRA
45	65.29	118.1714	286 Yves Corlobe	FRA
46	65.20	118.0020	226 Rene Santos	MB
47	64.81	117.3017	115 Rob Lockard	SK
48	64.81	117.3011	269 Ken Bell	AB
49	64.80	117.2833	201 Paul Barrette	QC

---

# GREAT CANADIAN POSTAL MATCH

---

## FINAL OVERALL RESULTS

	PERCENT	TOTAL POINTS	COMPETITOR # NAME	AFFILIATION
50	64.78	117.2515	290 Randy Dawson	ON
51	64.77	117.2238	133 Nils Lerum	NOR
52	64.72	117.1429	229 Dave Strachan	MB
53	64.34	116.4504	268 Linda Wilks	AB
54	64.03	115.8844	328 Bruce MacCuish	ON
55	63.93	115.7077	163 Gavin Wright	AUS
56	63.77	115.4127	60 Jamie Callin	SK
57	63.33	114.6186	336 Brian Chesney	ON
58	63.25	114.4813	101 Dave Derro	ON
59	62.71	113.5017	176 Bernie Nickerson	NS
60	62.68	113.4451	294 Jim Friar	ON
61	62.19	112.5627	139 Per-Atle Hallerud	NOR
62	62.04	112.2815	281 Francois Burel	FRA
63	61.76	111.7778	274 Bryan Hodges	AB
64	61.60	111.5013	157 Jim Riggs	AUS
65	61.50	111.3188	228 Nelson Doan	MB
66	61.49	111.2896	77 Dave George	NB
67	60.91	110.2528	102 Dan Derro	ON
68	60.87	110.1684	6 Al Destefano	ON
69	60.78	110.0010	10 Ian Fachie	ON
70	60.42	109.3568	231 Brian Colp	MB
71	60.27	109.0875	99 Tom Stenhouse	ON
72	60.06	108.6991	9 Tim Everett	ON
73	59.23	107.2095	149 Robb Moodie	AUS
74	59.09	106.9551	31 Dan Pedulla	ON
75	59.04	106.8580	213 Ken Watson	NZL
76	58.50	105.8912	238 Keith Taylor	MB
77	58.36	105.6334	181 Rod Regier	NS
78	57.77	104.5588	37 Glenn Springer	ON
79	57.46	104.0049	127 Rheel Belanger	ON
80	57.33	103.7715	18 Mike Grinnell	ON
81	56.84	102.8752	105 Sid Wasitis	ON
82	56.76	102.7399	260 Mike Kits	AB
83	56.61	102.4644	291 Ray Canning	ON
84	56.42	102.1135	123 Ken Hartley	ON
85	56.28	101.8647	316 Pat Breckenridge	ON
86	56.07	101.4774	117 Randy Flaig	SK
87	55.98	101.3233	203 Lorna Pavelka	QC
88	55.88	101.1326	165 Bob Black	ON
89	55.82	101.0240	150 Jeff Powell	AUS
90	55.25	99.9943	217 Raymond George	NZL
91	55.04	99.6206	264 Richard Berndt	AB
92	54.79	99.1698	196 Denis Charbonneau	QC
93	54.70	99.0054	224 Harold Hamelin	MB
94	54.39	98.4528	232 Gerry Chapman	MB
95	54.32	98.3160	83 Steven Stewart	NB
96	54.20	98.0910	17 Cliff Gray	ON
97	53.96	97.6716	104 Lea Johnston	ON
98	53.54	96.9104	116 Omar Murray	SK
99	53.53	96.8946	84 Kevin Grant	NB

---

# GREAT CANADIAN POSTAL MATCH

---

## FINAL OVERALL RESULTS

	PERCENT	TOTAL POINTS	COMPETITOR # NAME	AFFILIATION
100	53.25	96.3826	240 Jose Sarmiento	MB
101	52.75	95.4746	323 J. Russell Bryan	ON
102	52.56	95.1350	295 Bob Chilcott	ON
103	52.55	95.1125	124 Gary Gossling	ON
104	52.41	94.8560	185 Jacques Emond	QC
105	52.36	94.7637	109 Don Vienneau	ON
106	52.08	94.2566	236 Vaclav Zvonik	MB
107	51.83	93.8044	182 Alan King	NS
108	51.75	93.6715	76 Rick Lavoie	NB
109	51.52	93.2581	208 Mark Walklin	NZL
110	51.28	92.8182	3 Dave Burke	ON
111	51.20	92.6660	46 John Westgard	DEN
112	51.18	92.6280	298 Garry Long	ON
113	50.97	92.2535	277 Bernard Glerant	FRA
114	50.83	92.0054	33 Judith Ross	ON
115	50.63	91.6318	14 Peter Geer	ON
116	50.61	91.6096	94 Corry Vanderhyden	ON
117	50.49	91.3835	172 Wayne Hopkins	NS
118	50.47	91.3418	2 John Burger	ON
119	50.27	90.9919	136 Bjoern Nakken	NOR
120	49.81	90.1484	34 Lorne Rowe	ON
121	49.54	89.6651	215 James D. Henry	NZL
122	49.31	89.2447	241 Danny Bengco	MB
123	49.19	89.0310	197 Jean Albert Breton	QC
124	48.95	88.6010	82 Jim McGee	NB
125	48.76	88.2580	110 Roy Ginn	ON
126	48.70	88.1433	38 Chuck Unwin	ON
127	48.56	87.8926	237 Grant Dunwoody	MB
128	48.48	87.7415	121 Sandra Smith	ON
129	48.19	87.2204	11 Lea Franklin	ON
130	48.05	86.9682	74 Gene Richardson	NB
131	47.78	86.4736	168 Joe Donald	ON
132	47.65	86.2391	78 Brian Doherty	NB
133	47.59	86.1437	143 Ken Condie	AUS
134	46.68	84.4920	112 Gary Wood	NS
135	46.57	84.2889	32 Nicole Pigeon	ON
136	46.54	84.2403	4 Lynn Coughlin	ON
137	46.45	84.0746	230 George Vander	MB
138	46.29	83.7746	234 Ernie Stowe	MB
139	46.14	83.5066	50 Jimmy Olsen	DEN
140	46.10	83.4303	45 Lars Thilquist	DEN
141	46.02	83.2904	183 Cosimo Varacalli	QC
142	46.00	83.2525	93 John Fowler	ON
143	45.97	83.1998	156 Robert Chalmers	AUS
144	45.72	82.7430	271 Ernie Polintan	AB
145	45.64	82.6114	209 John Zervos	NZL
146	45.35	82.0821	214 Mark McCombe	NZL
147	45.21	81.8366	212 D.A. Wood	NZL
148	45.03	81.4955	272 Jon Beattie	AB
149	45.00	81.4434	20 Richard Grotsch	ON

---

# GREAT CANADIAN POSTAL MATCH

---

## FINAL OVERALL RESULTS

	PERCENT	TOTAL POINTS	COMPETITOR # NAME	AFFILIATION
150	44.69	80.8844	98 Wallace Gould	ON
151	44.49	80.5336	233 Dave Brown	MB
152	44.14	79.8875	180 David Blades	NS
153	43.97	79.5794	267 Phil Wyles	AB
154	43.89	79.4363	242 Bob O'Dell	MB
155	43.88	79.4215	166 Barry Gunton	ON
156	43.75	79.1924	174 Richard Thibodeau	NS
157	43.73	79.1440	134 Jarle Hamarsnes	NOR
158	43.63	78.9637	26 Brian McGee	ON
159	43.62	78.9548	339 Jeff Williams	ON
160	43.61	78.9360	155 Rob Watson	AUS
161	43.13	78.0615	280 Philippe Gateau	FRA
162	43.10	78.0042	48 Jacob Faxholm	DEN
163	43.07	77.9485	131 Monique Trepanier	ON
164	42.81	77.4807	159 Mal Schumacher	AUS
165	42.63	77.1580	108 Don Neve	ON
166	42.50	76.9170	147 John Maher	AUS
167	42.27	76.5105	161 Roger Thomas	AUS
168	42.13	76.2600	81 Peter Dernier	NB
169	42.02	76.0541	39 Glenn Wellspring	ON
170	41.89	75.8283	49 Allan Andersen	DEN
171	41.89	75.8197	113 Gary Mackenzie	NS
172	41.85	75.7472	195 Dave Getty	QC
173	41.63	75.3478	53 Kim Jorgensen	DEN
174	41.33	74.7970	285 Brigitte Beaumer	FRA
175	41.17	74.5103	96 James Dewhurst	ON
176	41.07	74.3374	278 Gilles Georgelin	FRA
177	40.99	74.1913	239 Gerry Wiens	MB
178	40.85	73.9441	190 Jean-Pierre St. Laurent	QC
179	40.82	73.8739	173 Cliff Meek	NS
180	40.71	73.6828	7 Bill Dike	ON
181	40.71	73.6826	119 Larry Smith	SK
182	40.70	73.6616	142 Ken Best	AUS
183	40.39	73.1050	332 Bruce Gledhill	ON
184	40.24	72.8265	151 Kaylene Tansley	AUS
185	40.22	72.8057	219 Martin Kavanagh	NZL
186	40.22	72.8027	325 Charles Taylor	ON
187	40.12	72.6156	1 Ramzi Atallah	ON
188	40.10	72.5880	284 Pierre Cabelguen	FRA
189	40.00	72.3987	71 Rick Haines	ON
190	39.80	72.0301	235 Gene Spiece	MB
191	39.44	71.3850	276 Lionel Rivera	FRA
192	39.01	70.6123	175 Bernie Bonnar	NS
193	39.00	70.5832	144 Warren Denham	AUS
194	38.59	69.8533	270 Michael Robertson	AB
195	38.57	69.8054	72 Dane Richards	ON
196	38.49	69.6633	135 Hans Steffen Velle	NOR
197	37.79	68.4017	27 Gerard Minski	ON
198	37.28	67.4725	164 Bob Ramage	ON
199	37.11	67.1603	244 Chris Downar-Zapolski	MB

---

# GREAT CANADIAN POSTAL MATCH

---

## FINAL OVERALL RESULTS

PERCENT	TOTAL POINTS	COMPETITOR #	NAME	AFFILIATION
200	37.06	67.0826	75 Rick Ervin	NB
201	37.04	67.0353	338 John Robinson	ON
202	36.87	66.7372	141 Bjorn Weinholdt	NOR
203	36.84	66.6772	248 Dan Daly	MB
204	36.83	66.6548	282 Hugue Bougro	FRA
205	36.79	66.5832	152 Peter Tansley	AUS
206	36.45	65.9779	65 Dave Gooding	ON
207	36.35	65.7845	194 Donald Morissette	QC
208	36.32	65.7409	192 Fernando Martin	QC
209	36.03	65.2048	52 Kim Christensen	DEN
210	35.80	64.7968	245 Chris Campbell	MB
211	35.74	64.6832	287 Eric Grauffel	FRA
212	35.71	64.6401	333 Ron Colin	ON
213	35.61	64.4466	56 Steen Nitschke	DEN
214	35.53	64.3130	169 Doug Lyle	ON
215	35.07	63.4692	103 Andrew Pregararo	ON
216	34.54	62.5123	40 Jo Winkler	ON
217	34.19	61.8764	293 Bob Swanson	ON
218	34.14	61.8012	184 Tony Petrozza	QC
219	34.03	61.6019	15 Garry Graham	ON
220	33.97	61.4843	263 Joe Fajardo	AB
221	33.96	61.4623	132 Rick Gariepy	ON
222	33.90	61.3512	246 Gary O'Staff	MB
223	33.85	61.2666	251 Tim Spiece	MB
224	33.74	61.0599	167 Jim Hobbs	ON
225	33.61	60.8361	57 Niels Hjortnos	DEN
226	33.10	59.9108	126 Pauline Belanger	ON
227	32.96	59.6572	92 Kevin Samson	ON
228	32.74	59.2596	5 Ed Crayston	ON
229	32.68	59.1534	106 Doug Doyle	ON
230	32.37	58.5899	86 Jim Green	NB
231	32.34	58.5418	178 Les Wilson	NS
232	32.34	58.5279	279 Michel Lasbleis	FRA
233	32.15	58.1938	225 Allan Harris	MB
234	31.96	57.8480	301 Barry Secord	ON
235	31.94	57.8061	243 Ross Taylor	MB
236	31.72	57.4188	158 Keith Ross	AUS
237	31.71	57.3947	211 Rod Woods	NZL
238	31.66	57.3013	322 Owen Williams	ON
239	31.50	57.0103	331 Myrna Breckenridge	ON
240	31.17	56.4137	153 Lorelie Thomas	AUS
241	31.13	56.3425	252 Bill MacLean	MB
242	31.12	56.3185	54 Tonny Soby	DEN
243	31.08	56.2562	89 Ron Perreault	ON
244	31.05	56.1980	247 Dave Faulkner	MB
245	30.82	55.7879	207 Les Armstrong	NZL
246	30.81	55.7704	249 Hugh Gaynor-Aldrich	MB
247	30.71	55.5752	58 Jan Larsen	DEN
248	30.53	55.2567	95 David Oille	ON
249	30.20	54.6546	205 Jean Harbec	QC

---

# GREAT CANADIAN POSTAL MATCH

---

## FINAL OVERALL RESULTS

	PERCENT	TOTAL POINTS	COMPETITOR # NAME	AFFILIATION
250	29.91	54.1280	21 Kent Hill	ON
251	29.70	53.7544	337 Bill Simpson	ON
252	29.61	53.6015	122 John Monette	ON
253	29.29	53.0189	100 Garry Young	ON
254	29.09	52.6578	145 Paul Fitzgerald	AUS
255	28.34	51.2882	191 Raymond Levesque	QC
256	28.19	51.0192	250 Tom Yankewicz	MB
257	28.09	50.8376	218 J.S. Brightling	NZL
258	28.05	50.7738	97 Richard Dubeau	ON
259	27.42	49.6273	320 Chris Wylie	ON
260	27.39	49.5831	200 Roger Lacoste	QC
261	27.18	49.1979	254 Ron Cummings	MB
262	26.93	48.7488	222 Neil Finlay	MB
263	26.51	47.9891	292 Murray Wolfe	ON
264	26.27	47.5476	311 Royce Lachapelle	ON
265	25.78	46.6568	198 Greg Guerzon	QC
266	25.72	46.5555	256 Sheldon Stoller	MB
267	25.71	46.5314	55 Jim Kristensen	DEN
268	25.65	46.4254	69 Jim Giovinazzo	ON
269	25.31	45.8137	140 Oddvar Bolstad	NOR
270	25.09	45.4174	223 Susan Harris	MB
271	24.75	44.7955	210 Nicholas Zervos	NZL
272	24.70	44.7028	13 Patricia Geer	ON
273	24.67	44.6540	87 Karen Perreault	ON
274	24.41	44.1840	66 Bert Smith	ON
275	24.27	43.9351	318 Dan Bjarnason	ON
276	24.25	43.8930	68 Nick Micu	ON
277	23.64	42.7822	187 Bruno Savard	QC
278	22.79	41.2494	334 Benson Chen	ON
279	22.78	41.2263	305 Ron Lachapelle	ON
280	22.68	41.0588	253 Laura Seligman	MB
281	22.68	41.0510	79 Ian Oakley	NB
282	22.61	40.9258	330 Stewart Field	ON
283	22.57	40.8556	8 Robert Duncan	ON
284	22.32	40.3895	289 Dave Muth	ON
285	22.12	40.0295	317 Mark Nash	ON
286	21.16	38.2929	315 Rick Kerster	ON
287	20.88	37.7989	51 Jimmy Soby	DEN
288	20.87	37.7682	206 John Chambers	NZL
289	20.57	37.2243	162 Roger Toole	AUS
290	20.16	36.4897	193 Rene Mailloux	QC
291	19.79	35.8206	129 Spencer Haller	ON
292	19.66	35.5831	299 Dianne Long	ON
293	19.32	34.9750	91 Stan Grasser	ON
294	19.23	34.8126	306 Dennis Smith	ON
295	18.85	34.1154	67 Bob Weber	ON
296	18.84	34.1077	310 Brian Kelly	ON
297	18.72	33.8764	36 Richard Soberman	ON
298	18.32	33.1525	297 Robin Barnes	ON
299	18.12	32.7903	90 Gerry Flaminiano	ON

---

# GREAT CANADIAN POSTAL MATCH

---

## FINAL OVERALL RESULTS

	PERCENT	TOTAL POINTS	COMPETITOR # NAME	AFFILIATION
300	17.77	32.1713	257 Ralph Clark	MB
301	17.12	30.9845	80 Dale Craig	NB
302	17.05	30.8596	186 Taylor Buckner	QC
303	16.57	29.9948	327 Patrick Harrison	ON
304	16.41	29.7036	88 Larry Brandon	ON
305	16.23	29.3787	130 Bernard Bougie	ON
306	16.10	29.1329	273 Antoine Montreuil	AB
307	16.09	29.1297	258 Claude Paradis	MB
308	16.08	29.0985	308 Chris Malcolm	ON
309	15.86	28.7124	128 Mark Pavelich	ON
310	15.85	28.6859	16 Judith Graham	ON
311	15.85	28.6839	64 Ken Heatley	ON
312	15.51	28.0729	29 Pete Mutavdzija	ON
313	15.30	27.6943	309 David Cain	ON
314	14.74	26.6876	23 Edith Iwama	ON
315	14.44	26.1281	59 Kurt Reincke	DEN
316	14.24	25.7759	255 Frank Csuta	MB
317	13.99	25.3183	73 Tim Halon	NB
318	11.84	21.4330	41 Omar Yeung	ON
319	11.82	21.3959	324 Frank Whitten	ON
320	11.42	20.6625	300 Jeff Long	ON
321	11.09	20.0815	189 Jean Noel Morissette	QC
322	11.07	20.0367	302 Cheryl Secord	ON
323	10.79	19.5318	63 Horst Wildtraut	ON
324	10.71	19.3837	107 Patti Mackinnon	ON
325	10.64	19.2531	314 Cecile Kerster	ON
326	9.70	17.5588	35 Gerhard Schmitt	ON
327	9.36	16.9499	303 Guylaine Bourgoin	ON
328	9.34	16.9090	319 Anita McBride	ON
329	8.38	15.1721	321 Patrick Lau	ON
330	7.35	13.3103	70 Mike Hartman	ON
331	6.07	10.9919	326 Sue Wellspring	ON
332	4.04	7.3115	199 Francisco Baluyot	QC
333	2.73	4.9325	307 Sharon Malcolm	ON
334	2.48	4.4823	204 Paul Emile Valcourt	QC
335	2.38	4.3087	313 Joseph Bennardo	ON
336	2.28	4.1200	335 Glenn Graham	ON
DQ			30 Lily Ness	ON
DQ			304 Jocelyn Bourgoin	ON
DQ			312 Sandra Lachapelle	ON

---

# GREAT CANADIAN POSTAL MATCH

---

## STAGE 1

### "THIS IS ONLY A TEST"

PTS	TIME	HIT FACTOR	STAGE POINTS	STAGE PERCENT	COMPETITOR # NAME
1	25	3.35	7.4627	30.0000	100.00 259 Darrell Wilks
2	26	3.62	7.1823	28.8728	96.24 146 Tom Gulley
3	28	3.93	7.1247	28.6412	95.47 260 Mike Kits
4	28	4.29	6.5268	26.2377	87.46 221 Zen Bogoslawski
5	27	4.23	6.3830	25.6596	85.53 261 Ted Pritchett

## STAGE 2

### "YET ANOTHER TEST"

PTS	TIME	HIT FACTOR	STAGE POINTS	STAGE PERCENT	COMPETITOR # NAME
1	26	3.30	7.8788	30.0000	100.00 266 Greg McLean
2	27	3.64	7.4176	28.2439	94.15 24 Andy Klenka
3	28	4.04	6.9307	26.3899	87.97 22 Don Irvine
4	30	4.54	6.6079	25.1608	83.87 216 Ken Henderson
5	28	4.29	6.5268	24.8520	82.84 220 Stuart Kilfoyle

## STAGE 3

### "FINAL TEST"

PTS	TIME	HIT FACTOR	STAGE POINTS	STAGE PERCENT	COMPETITOR # NAME
1	18	2.87	6.2718	20.0000	100.00 114 Darcy Bowyer
2	18	3.14	5.7325	18.2802	91.40 338 John Robinson
3	19	3.47	5.4755	17.4607	87.30 339 Jeff Williams
4	19	3.66	5.1913	16.5544	82.77 288 Bryan Marino
5	19	3.75	5.0667	16.1571	80.79 101 Dave Derro

## STAGE 4

### "THE REAL THING"

PTS	TIME	HIT FACTOR	STAGE POINTS	STAGE PERCENT	COMPETITOR # NAME
1	74	10.09	7.3340	80.0000	100.00 43 George Thornvig
2	74	10.32	7.1705	78.2165	97.77 259 Darrell Wilks
3	71	10.32	6.8798	75.0455	93.81 61 Steve Johns
4	76	11.41	6.6608	72.6567	90.82 288 Bryan Marino
5	77	11.74	6.5588	71.5440	89.43 160 Errol Thomas

## STAGE 5

### "BARRICADE BLUES"

PTS	TIME	HIT FACTOR	STAGE POINTS	STAGE PERCENT	COMPETITOR # NAME
1	48	8.06	5.9553	50.0000	100.00 24 Andy Klenka
2	48	8.81	5.4484	45.7441	91.49 31 Dan Pedulla
3	47	8.68	5.4147	45.4612	90.92 22 Don Irvine
4	50	9.41	5.3135	44.6115	89.22 288 Bryan Marino
5	44	8.37	5.2569	44.1363	88.27 111 Jim Fraser



---

# GREAT CANADIAN POSTAL MATCH

---

## ALBERTA

PERCENT	TOTAL POINTS	COMPETITOR #	NAME	AFFILIATION
1	100.00	158.3824	259 Darrell Wilks	AB
2	92.93	147.1857	261 Ted Pritchett	AB
3	88.79	140.6311	266 Greg McLean	AB
4	86.41	136.8632	262 Ivan Runions	AB
5	85.40	135.2588	265 Dick Boyer	AB

## SASKATCHEWAN

PERCENT	TOTAL POINTS	COMPETITOR #	NAME	AFFILIATION
1	100.00	169.6720	61 Steve Johns	SK
2	93.19	158.1135	114 Darcy Bowyer	SK
3	83.41	141.5274	62 Tony Powaschuk	SK
4	71.73	121.7133	118 Doug Davidson	SK
5	69.13	117.3017	115 Rob Lockard	SK

## MANITOBA

PERCENT	TOTAL POINTS	COMPETITOR #	NAME	AFFILIATION
1	100.00	137.2542	221 Zen Bogoslawski	MB
2	94.06	129.0956	227 Richard Hamel	MB
3	89.97	123.4839	220 Stuart Kilfoyle	MB
4	85.97	118.0020	226 Rene Santos	MB
5	85.35	117.1429	229 Dave Strachan	MB

## ONTARIO

PERCENT	TOTAL POINTS	COMPETITOR #	NAME	AFFILIATION
1	100.00	180.9964	288 Bryan Marino	ON
2	98.37	178.0416	24 Andy Klenka	ON
3	85.53	154.8044	329 Stuart Rankine	ON
4	82.93	150.1042	28 Dave Muir	ON
5	82.39	149.1263	22 Don Irvine	ON

## QUEBEC

PERCENT	TOTAL POINTS	COMPETITOR #	NAME	AFFILIATION
1	100.00	144.5345	202 Mario DiPaolo	QC
2	93.20	134.7112	188 Jacques Beaudoin	QC
3	89.82	129.8146	170 Pierre Leblanc	QC
4	81.15	117.2833	201 Paul Barrette	QC
5	70.10	101.3233	203 Lorna Pavelka	QC

---

---

# GREAT CANADIAN POSTAL MATCH

---

## NOVA SCOTIA

PERCENT	TOTAL POINTS	COMPETITOR # NAME	AFFILIATION
1 100.00	159.0436	111 Jim Fraser	NS
2 91.95	146.2383	177 Richard Turner	NS
3 81.28	129.2696	179 Darryl Goodwin	NS
4 79.96	127.1684	171 Tony Comeau	NS
5 71.37	113.5017	176 Bernie Nickerson	NS

## NEW BRUNSWICK

PERCENT	TOTAL POINTS	COMPETITOR # NAME	AFFILIATION
1 100.00	122.0710	85 Jon Gould	NB
2 91.17	111.2896	77 Dave George	NB
3 80.54	98.3160	83 Steven Stewart	NB
4 79.38	96.8946	84 Kevin Grant	NB
5 76.74	93.6715	76 Rick Lavoie	NB

## AUSTRALIA

PERCENT	TOTAL POINTS	COMPETITOR # NAME	AFFILIATION
1 100.00	153.2690	160 Errol Thomas	AUS
2 93.86	143.8579	146 Tom Gully	AUS
3 85.33	130.7784	148 Alister Moodie	AUS
4 81.79	125.3511	154 Shane Thomas	AUS
5 75.49	115.7077	163 Gavin Wright	AUS

## DENMARK

PERCENT	TOTAL POINTS	COMPETITOR # NAME	AFFILIATION
1 100.00	176.2816	43 George Thornvig	DEN
2 68.86	121.3803	44 Jytte Thornvig	DEN
3 68.09	120.0302	47 Tim Andersen	DEN
4 52.57	92.6660	46 John Westgard	DEN
5 47.37	83.5066	50 Jimmy Olsen	DEN

## FRANCE

PERCENT	TOTAL POINTS	COMPETITOR # NAME	AFFILIATION
1 100.00	144.0662	275 Patrick Morin	FRA
2 82.28	118.5403	283 Gerard Grauffel	FRA
3 82.03	118.1714	286 Yves Corlobe	FRA
4 77.94	112.2815	281 Francois Burel	FRA
5 64.04	92.2535	277 Bernard Glerant	FRA

---

---

# GREAT CANADIAN POSTAL MATCH

---

## NEW ZEALAND

PERCENT	TOTAL POINTS	COMPETITOR # NAME	AFFILIATION
1	100.00	171.8435 216 Ken Henderson	NZL
2	62.18	106.8580 213 Ken Watson	NZL
3	58.19	99.9943 217 Raymond George	NZL
4	54.27	93.2581 208 Mark Walklin	NZL
5	52.18	89.6651 215 James D. Henry	NZL

## NORWAY

PERCENT	TOTAL POINTS	COMPETITOR # NAME	AFFILIATION
1	100.00	132.8184 137 Harald Busch	NOR
2	98.50	130.8260 138 Erik Staaale Ericksen	NOR
3	88.26	117.2238 133 Nils Lerum	NOR
4	84.75	112.5627 139 Per-Atle Hallerud	NOR
5	68.51	90.9919 136 Bjoern Nakken	NOR

## LADIES RESULTS

PERCENT	TOTAL POINTS	COMPETITOR # NAME	AFFILIATION
1	100.00	121.3803 44 Jytte Thornvig	DEN
2	83.48	101.3233 203 Lorna Pavelka	QC
3	75.80	92.0054 33 Judith Ross	ON
4	72.29	87.7415 121 Sandra Smith	ON
5	71.86	87.2204 11 Lea Franklin	ON
6	69.44	84.2889 32 Nicole Pigeon	ON
7	69.40	84.2403 4 Lynn Coughlin	ON
8	64.22	77.9485 131 Monique Trepanier	ON
9	61.62	74.7970 285 Brigitte Beaumer	FRA
10	60.00	72.8265 151 Kaylene Tansley	AUS
11	49.36	59.9108 126 Pauline Belanger	ON
12	46.97	57.0103 331 Myrna Breckenridge	ON
13	46.48	56.4137 153 Lorelie Thomas	AUS
14	37.42	45.4174 223 Susan Harris	MB
15	36.83	44.7028 13 Patricia Geer	ON
16	36.79	44.6540 87 Karen Perreault	ON
17	33.83	41.0588 253 Laura Seligman	MB
18	29.32	35.5831 299 Dianne Long	ON
19	23.63	28.6859 16 Judith Graham	ON
20	21.99	26.6876 23 Edith Iwama	ON
21	16.51	20.0367 302 Cheryl Secord	ON
22	15.97	19.3837 107 Patti Mackinnon	ON
23	15.86	19.2531 314 Cecile Kerster	ON
24	13.96	16.9499 303 Guylaine Bourgoin	ON
25	13.93	16.9090 319 Anita McBride	ON
26	9.06	10.9919 326 Sue Wellspring	ON
27	4.06	4.9325 307 Sharon Malcolm	ON
DQ		30 Lily Ness	ON
DQ		312 Sandra Lachapelle	ON

---

---

# 1991 CANADIAN NATIONALS

---

This issue of DILIGENTIA features coverage of our recent 1991 Canadian Nationals, held August 1-5, in Spruce Grove, Alberta.

Having Springfield Armory as our Corporate sponsor really set the tone of the premiere IPSC event in Canada. With their support, we were obligated to both our sponsors and our competitors to provide the best match ever.

The fact that I can proudly say we were so successful is due to one thing only - the outstanding support and commitment of all the people involved.

Without individuals like Ted Pritchett (Match Director) and Jon Beattie, along with all the others on the Match Committee, this event would not even have taken place, much less have turned out to be the success it was.

Excellent course design, perfect weather, an outstanding prize table and flawless organization all contributed to an event that all of us can take pride in.

We were indeed fortunate to have the backing of one of the best groups of sponsors currently involved with IPSC. These people generously contributed help and product without condition, and trusted us to represent them well. The most heartwarming thing that we discovered about all of them was their desire to contribute back to the sport that meant so much to them.

One of the most important aspects of this match is also one of the least recognized. A determined effort was made to provide stage consistency for every competitor, and with the unselfish contributions of our Range Officials, this was achieved. All 196 competitors were treated exactly the same way on every stage, with the same instructions and enforcement, no matter what time, what day or what Official.

Congratulations are due to both Brad Hertz (top Canadian and second overall) and Matt McLearn (overall match winner) for their outstanding performances. Both these fine competitors well deserve their rewards and recognition.

While we can all look back on this event and feel pride in our accomplishments, we look forward to next year in anticipation. With "North American Championship" status awarded to our 1992 Nationals, I believe that they will set new standards of match excellence.

Bryan Hodges  
Section Coordinator, IPSC Alberta

# 1991 CANADIAN NATIONALS

## MATCH RESULTS

Printed Sunday August 4th 1991 at 17:07 hours

	PERCENT	MATCH POINTS	POWER FACTOR	COMPETITOR # NAME	TEAM	C	L	TAG
1	100.00	1066.5519	180	180 Matt MacLearn				A
2	89.46	954.1840	180	145 Brad Hertz	SK			A
3	84.92	905.7085	175	108 Darrell Wilks	AB			A
4	84.29	898.9580	180	141 Darcy Bowyer	SK			A
5	84.18	897.7980	185	146 Paul Miller				A
6	83.09	886.1826	182	144 Steve Johns	SK			A
7	82.74	882.4457	182	126 Jamie Armour				A
8	81.50	869.2608	181	47 Ed Roggeveen				A
9	81.38	868.0045	186	184 Don Leedham	BC			A
10	80.93	863.2031	184	177 Don Brush				A
11	80.86	862.3914	184	57 Murray Gardner	BC			A
12	79.73	850.3404	184	136 Mario DiPaolo				A
13	78.58	838.0843	179	68 Randy Fisher	BC			A
14	78.30	835.1327	181	61 Ivan Runions	AB			A
15	77.90	830.8589	180	102 Ken Kupsch	AB			A
16	76.84	819.5767	184	82 William Boychuk				C
17	76.72	818.2384	184	46 Richard Nagy	BC			A
18	75.70	807.4116	184	42 Willi Terpin				A
19	75.45	804.7397	181	138 Paul Barrette				A
20	74.95	799.3399	180	114 Rick Clements				A
21	74.54	795.0048	180	66 Trevor Yee	BC			A
22	74.42	793.6906	181	38 Kerry Lathwell	BC		A	L
23	74.03	789.5978	177	40 Chuck Johnston				A
24	73.52	784.1007	179	60 Ken Soucie	NWT			B
25	72.77	776.1255	185	4 Bryan Hodges				B
26	72.17	769.7248	180	183 Nick Alexakos				A
27	72.13	769.2947	186	186 Peter Bruhs				C
28	71.55	763.0796	185	56 Garry Wong				D
29	71.45	762.0849	178	8 Jon Gould				A
30	70.98	757.0507	186	132 Andre Chevrier				A
31	70.92	756.3509	188	161 Bob Whitely	SK			A
32	70.62	753.1596	179	109 Greg MacLean	AB			A
33	70.31	749.9105	190	190 Mike Hubbard				A
34	70.29	749.6488	183	17 Anthony Powaschuk	SK			A
35	70.26	749.3981	184	50 George Ujimoto				A
36	70.12	747.8680	184	147 Dave Oldford				B
37	69.03	736.2378	183	155 Rene Santos	MB			B
38	68.97	735.5899	178	117 Richard Hamel	MB			A
39	68.53	730.9365	179	71 Bill Matheson				B
40	68.44	729.9440	183	134 Rob Lockard	SK			A
41	68.24	727.7861	177	39 Gary Wright				A
42	67.91	724.3480	187	1 Ted Pritchett				B
43	67.90	724.1933	187	33 Rod Dickens				B
44	67.58	720.7304	183	74 Brian Colp	MB			B
45	67.46	719.5408	178	104 Steve Bonnell	NWT			C
46	67.23	716.9999	177	65 Todd Hullock				A
47	67.19	716.6408	188	75 Zen Bogoslowski	MB			A
48	66.79	712.3085	178	98 Peter Green				A
49	66.65	710.9005	182	185 Dave Muir				C
50	66.18	705.8516	216	41 Don Broomfield				C

# 1991 CANADIAN NATIONALS

51	66.16	705.5882	183	10 Maurice Bellemare	A
52	65.86	702.4320	176	2 Ken Bell	A
53	65.60	699.6417	178	135 Doug Davidson	C
54	64.42	687.0779	181	5 Bill Watts	C
55	64.30	685.8297	181	167 George Vandor	MB B
56	64.10	683.7034	185	160 Jack Loudon	C
57	64.02	682.8069	189	55 Gordon Smith	B
58	63.97	682.2641	126	43 Dwayne Hamilton	B
59	63.81	680.5837	175	99 Kevin Naughton	B
60	63.50	677.2168	183	137 Lorna Pavelka	C L
61	63.28	674.9479	182	11 Mike McClain	C
62	63.24	674.5179	181	103 Michael Kits	AB A
63	62.80	669.7749	184	112 Lloyd Meier	C
64	62.38	665.3472	187	26 Roman Lash	B
65	62.13	662.6458	176	176 Jack Payne	
66	62.11	662.4694	175	90 Kevin Balmer	B
67	61.79	659.0531	181	64 Gary Drebit	B
68	61.79	659.0193	182	81 Cory Magas	B
69	61.51	656.0429	184	23 Richard Boyer	B
70	61.26	653.4194	184	142 Eddy Brown	B
71	60.73	647.6921	180	73 Bill Jasper	C
72	60.41	644.2593	185	171 Keith Taylor	C
73	60.35	643.6753	178	70 Jim Bell	A
74	59.71	636.8278	180	86 Richard Berndt	B
75	59.66	636.2929	187	28 Richard Needham	C
76	59.44	633.9444	191	21 Jim Campbell	B
77	59.08	630.1605	187	37 Minos Lam	C
78	58.86	627.7778	181	156 Danny Bengco	C
79	58.73	626.3553	181	27 Greg Lash	B
80	58.69	625.9555	186	62 Ken Hum	C
81	58.40	622.9181	175	3 Jon Beattie	B
82	58.06	619.2661	182	195 Stan Dybka	A
83	57.90	617.5621	179	182 Randy Jacobs	NWT C
84	57.41	612.2598	186	22 Doug Wright	B
85	57.25	610.5513	178	129 Len Relph	B
86	57.18	609.8250	188	174 Stuart Kilfoyle	C
87	57.01	608.0729	176	35 Ken Closen	NWT C
88	56.89	606.8026	185	179 John Ricco	A
89	56.80	605.8424	175	77 Craig Knox	C
90	56.80	605.8025	188	80 Dave Strachan	B
91	56.76	605.3627	137	76 Egan Wuth	D
92	56.75	605.3038	180	91 Bret Pagnucco	D
93	56.75	605.2549	184	69 Cosimo Varacalli	B
94	56.61	603.7681	184	140 Nelson Doan	MB B
95	56.48	602.3493	183	29 Michael Robertson	D
96	56.40	601.5189	182	154 Domingo Caballero	C
97	56.23	599.7345	128	45 Alan Wright	C
98	56.16	599.0125	185	48 Shane Meyer	C
99	56.11	598.4352	182	49 Ralph Terner	D
100	55.67	593.7560	186	78 Dave Moore	B
101	54.92	585.7485	181	13 Phil Wyles	C
102	54.76	584.0504	178	173 Harold Hamelin	D
103	54.65	582.9040	136	100 William Magill	C
104	54.44	580.6133	180	15 Peter Geer	C
105	53.92	575.0364	176	116 Gord Davidge	C
106	53.84	574.2603	181	168 Perry Snyder	C
107	53.66	572.2954	182	72 Ross Knabke	C
108	52.65	561.4961	181	63 Louis Laverdiere	D
109	52.43	559.2135	214	157 Gene Spiece	C
110	51.59	550.2067	192	113 Dann St-Pierre	B

# 1991 CANADIAN NATIONALS

111	51.38	547.9815	175	151 Gordon Sheane	C
112	51.07	544.6450	187	88 Tony Calara	C
113	50.91	542.9457	182	30 Ron Balzer	C
114	50.40	537.5467	190	105 Michael Neal	C
115	50.34	536.9518	178	96 Peter Dare	B
116	50.27	536.1580	183	18 Garry Long	C
117	49.83	531.4480	181	163 Dave Anderson	A
118	49.73	530.4335	181	67 Gerry Chapman	C
119	49.52	528.1086	182	196 Irene Nieuwendyk	D L
120	49.08	523.4136	178	148 Jeff Chiperek	D
121	48.95	522.0951	176	152 Ernie Polintan	D
122	48.25	514.6593	182	7 Nicole Pigeon	C L
123	48.12	513.1775	179	181 Sally Zukowski	C L
124	48.10	513.0054	133	93 Peter Birkett	C
125	48.00	511.9336	180	84 Joe Fajardo	C
126	47.91	511.0284	181	9 Marc Bellemare	D
127	47.69	508.6295	182	52 Keith Gjestson	C
128	47.45	506.0364	175	12 Gene Wong	C
129	47.44	506.0149	135	165 Bruce Martin	C
130	47.37	505.2207	186	122 Ian McCulloch	C
131	46.60	497.0016	178	97 Janice Green	C L
132	46.52	496.1250	191	44 Roy Sweet	C
133	46.51	496.0721	193	34 Bryan DeWet	C
134	46.37	494.5963	176	169 Peter Toth	D
135	46.01	490.7355	129	131 Monique Trepanier	D L
136	45.93	489.8899	183	16 Lorne Rowe	C
137	45.50	485.2385	185	178 Bonnie Pawitch	L
138	45.34	483.6269	185	125 Marty Potter	C
139	44.90	478.8480	177	119 Corey Ford	
140	44.82	478.0725	197	107 Chris Reeves	A
141	44.36	473.1503	182	127 Bob Johnston	C
142	44.24	471.8402	180	133 Denny Williams	C
143	44.14	470.7753	189	106 Robert O'Dell	C
144	43.98	469.0503	189	120 Ted Harrold	C
145	43.40	462.9342	176	115 Dennis Pulham	C
146	43.14	460.1435	182	79 Rob Armstrong	D
147	43.12	459.9179	178	85 Malcolm Kiwi Baikie	D
148	42.40	452.2522	187	189 Trudy Kam	B L
149	42.32	451.3198	200	24 Geoff Boulter	D
150	41.95	447.4128	181	25 Dave Porter	D
151	41.00	437.3338	182	139 Robert Pellerin	NWT D
152	40.25	429.2495	185	89 Ken Black	D
153	40.07	427.3477	175	170 Ross Taylor	C
154	39.80	424.5304	179	95 Ken Wacowich	C
155	39.14	417.4984	188	58 Melissa Murray	D L
156	38.53	410.9561	191	31 James Hall	D
157	37.49	399.8827	176	110 Linda Wilks	C L
158	37.11	395.8447	180	121 Sue Harrold	C L
159	36.80	392.4430	185	83 Kiko Gomez	D
160	36.55	389.7833	193	54 Marge Smith	C L
161	36.53	389.6071	184	166 Mike Mosquin	C
162	36.52	389.4618	187	101 Boris Bozic	D
163	35.65	380.2563	134	175 Barry Lee	D
164	35.37	377.2603	187	128 Jeff Long	N
165	34.79	371.0975	178	191 Ron Celej	C
166	33.77	360.2222	185	130 Alex McCurdy	D
167	33.45	356.7145	185	92 Len Molo	D
168	33.23	354.4667	182	172 Sue Balzer	D L
169	33.04	352.3759	192	193 Debbie Euchner	NWL D L
170	32.26	344.0571	176	158 Tim Spiece	D

---

# 1991 CANADIAN NATIONALS

---

171	31.51	336.1193	175	36 Richard Peach	D
172	30.69	327.3584	186	153 Beltran Lopez	D
173	30.37	323.9627	178	53 Bobbie Gjestson	D L
174	29.90	318.9344	145	194 Kat Nicholson	NWL D L
175	29.58	315.4946	129	94 Tim Birkett	D
176	28.24	301.2464	178	188 Carol Soucie	NWL D L
177	25.06	267.2383	191	19 Dianne Long	D L
178	24.01	256.0389	133	124 Keira Malanchuk	D L
179	18.57	198.0443	134	192 Liz Celej	NWL D L
DQ			-	6 John Burger	C
DQ			-	14 Patricia Geer	D L
DQ			-	20 Mike Johnson	C
DQ			-	51 Duncan MacDonald	D
DQ			-	59 Ronald Murray	D
DQ			-	87 Allan Janes	C
DQ			-	111 Tony Hansen	D
DQ			-	118 Robert Greenop	C
DQ			-	123 Jim Bondy	NWT C
DQ			-	143 James Chan	AB A
DQ			0	150 Frank Gillies	C
DQ			-	159 David Hale	C
DQ			-	162 John Cummings	C
DQ			-	164 Mike Magee	C
DQ			0	187 Scot Finnebraaten	D

# PAUL BARRETTE

## PISTOLSMITH

---

650 Range Roy  
Ste. Martiane, Quebec J0S 1V0  
514/427-7050 or 514/365-3895



# 1991 CANADIAN NATIONALS

## STAGE 1

### "FARM AID"

PTS	TIME	HIT FACTOR	STAGE POINTS	STAGE PERCENT	COMPETITOR # NAME	TEAM	C	L	TAG
1	90	13.66	6.5886	95.0000	100.00 180 Matt MacLearn				A
2	89	15.30	5.8170	83.8744	88.29 145 Brad Hertz	SK			A
3	88	16.09	5.4692	78.8595	83.01 108 Darrell Wilks	AB			A
4	93	17.04	5.4577	78.6937	82.84 68 Randy Fisher	BC			A
5	84	15.53	5.4089	77.9901	82.09 136 Mario DiPaolo				A
6	93	17.23	5.3976	77.8272	81.92 57 Murray Gardner	BC			A
7	84	15.81	5.3131	76.6088	80.64 141 Darcy Bowyer	SK			A
8	89	16.80	5.2976	76.3853	80.41 46 Richard Nagy	BC			A
9	90	17.12	5.2570	75.7999	79.79 146 Paul Miller				A
10	80	15.26	5.2425	75.5908	79.57 144 Steve Johns	SK			A
11	91	17.44	5.2179	75.2361	79.20 56 Garry Wong				A
12	86	16.59	5.1838	74.7444	78.68 132 Andre Chevrier				A
13	91	17.65	5.1558	74.3407	78.25 184 Don Leedham	BC			A
14	89	17.44	5.1032	73.5822	77.45 66 Trevor Yee	BC			A
15	87	17.10	5.0877	73.3588	77.22 8 Jon Gould				D
16	91	18.21	4.9973	72.0553	75.85 190 Mike Hubbard				A
17	90	18.10	4.9724	71.6963	75.47 177 Don Brush				A
18	89	18.32	4.8581	70.0482	73.73 82 William Boychuk				C
19	84	17.32	4.8499	69.9300	73.61 38 Kerry Lathwell	BC	A	L	
20	90	18.71	4.8103	69.3590	73.01 50 George Ujimoto				A



---

# 1991 CANADIAN NATIONALS

---

STAGE 2

"GOING FISHING"

PTS	TIME	HIT FACTOR	STAGE POINTS	STAGE PERCENT	COMPETITOR # NAME	TEAM C L TAG
1	35	5.06	6.9170	35.0000	100.00 75 Zen Bogoslawski	MB A
2	33	5.00	6.6000	33.3960	95.42 46 Richard Nagy	BC A
3	32	5.00	6.4000	32.3840	92.53 161 Bob Whitely	SK A
4	31	4.85	6.3918	32.3425	92.41 146 Paul Miller	A
5	32	5.05	6.3366	32.0632	91.61 126 Jamie Armour	A
6	33	5.29	6.2382	31.5653	90.19 177 Don Brush	A
7	32	5.14	6.2257	31.5020	90.01 145 Brad Hertz	SK A
8	31	5.05	6.1386	31.0613	88.75 180 Matt MacLearn	A
9	32	5.24	6.1069	30.9009	88.29 138 Paul Barrette	A
10	31	5.13	6.0429	30.5771	87.36 68 Randy Fisher	BC A
11	32	5.43	5.8932	29.8196	85.20 48 Shane Meyer	C
12	30	5.21	5.7582	29.1365	83.25 155 Rene Santos	MB B
13	31	5.39	5.7514	29.1021	83.15 144 Steve Johns	SK A
14	31	5.44	5.6985	28.8344	82.38 33 Rod Dickens	B
15	31	5.46	5.6777	28.7291	82.08 114 Rick Clements	A
16	34	6.00	5.6667	28.6735	81.92 42 Willi Terpin	A
17	32	5.65	5.6637	28.6583	81.88 185 Dave Muir	C
18	34	6.03	5.6385	28.5308	81.52 82 William Boychuk	C
19	34	6.11	5.5646	28.1569	80.45 65 Todd Hullock	A
20	28	5.10	5.4902	27.7804	79.37 132 Andre Chevrier	A

---

**PAS**

**Projected  
Accuracy  
Systems**

TELEPHONE:  
(403) 425-1906  
(403) 425-9057

#114 - 9010 - 106 AVE. EDMONTON, ALBERTA T6H 0M9

---

# 1991 CANADIAN NATIONALS

---

STAGE 3

"FACT MOTEL"

PTS	TIME	HIT FACTOR	STAGE POINTS	STAGE PERCENT	COMPETITOR # NAME	TEAM	C	L	TAG
1	134	20.40	6.5686	140.0000	100.00	180 Matt MacLearn			A
2	135	23.25	5.8065	123.7570	88.40	144 Steve Johns	SK		A
3	130	23.29	5.5818	118.9678	84.98	141 Darcy Bowyer	SK		A
4	136	24.38	5.5783	118.8932	84.92	126 Jamie Armour			A
5	129	23.47	5.4964	117.1476	83.68	102 Ken Kupsch	AB		A
6	136	25.42	5.3501	114.0295	81.45	57 Murray Gardner	BC		A
7	136	25.58	5.3167	113.3176	80.94	47 Ed Roggeveen			A
8	131	24.72	5.2994	112.9489	80.68	146 Paul Miller			A
9	133	25.49	5.2177	111.2076	79.43	145 Brad Hertz	SK		A
10	127	24.90	5.1004	108.7075	77.65	38 Kerry Lathwell	BC	A	L
11	136	26.81	5.0727	108.1171	77.23	17 Anthony Powaschuk	SK		A
12	133	26.52	5.0151	106.8894	76.35	155 Rene Santos	MB		B
13	133	26.55	5.0094	106.7680	76.26	42 Willi Terpin			A

**FACT** 

P.O. Box 535025 - Grand Prairie, TX 75053

# 1991 CANADIAN NATIONALS

STAGE 4

## "CP SALOON"

PTS	TIME	HIT FACTOR	STAGE POINTS	STAGE PERCENT	COMPETITOR #	NAME	TEAM	C	L	TAG
1	74	13.44	5.5060	80.0000	100.00	180	Matt MacLearn			A
2	77	16.19	4.7560	69.1028	86.38	177	Don Brush			A
3	77	16.71	4.6080	66.9524	83.69	145	Brad Hertz	SK		A
4	75	16.48	4.5510	66.1242	82.66	108	Darrell Wilks	AB		A
5	72	16.09	4.4748	65.0171	81.27	136	Mario DiPaolo			A
6	75	16.83	4.4563	64.7483	80.94	141	Darcy Bowyer	SK		A
7	78	17.79	4.3845	63.7050	79.63	183	Nick Alexakos			A
8	77	17.98	4.2825	62.2230	77.78	146	Paul Miller			A
9	78	18.35	4.2507	61.7610	77.20	57	Murray Gardner	BC		A
10	75	17.67	4.2445	61.6709	77.09	137	Lorna Pavelka		C	L
11	77	18.28	4.2123	61.2031	76.50	47	Ed Roggeveen			A
12	73	17.42	4.1906	60.8878	76.11	102	Ken Kupsch	AB		A
13	73	18.15	4.0220	58.4381	73.05	186	Peter Bruhs			C
14	78	19.45	4.0103	58.2681	72.84	82	William Boychuk			C
15	71	17.94	3.9576	57.5024	71.88	126	Jamie Armour			A
Tie	71	17.94	3.9576	57.5024	71.88	114	Rick Clements			A
17	72	18.80	3.8298	55.6455	69.56	40	Chuck Johnston			A
18	79	20.63	3.8294	55.6397	69.55	66	Trevor Yee	BC		A
19	74	19.43	3.8085	55.3360	69.17	61	Ivan Runions	AB		A
20	75	19.84	3.7802	54.9248	68.66	138	Paul Barrette			A

## C.P. BULLETS <sup>T.M.</sup>

**COMPETITION PROVEN**

1814 MEARNS ROAD • WARMINSTER • PA • 18974 • 1-215-956-9595

MON-FRI 10:00am-5:00pm (EASTERN TIME) 1-800-878-BULLET ORDERS ONLY

# 1991 CANADIAN NATIONALS

STAGE 5

"SHOW ME"

	PTS	TIME	HIT FACTOR	STAGE POINTS	STAGE PERCENT	COMPETITOR # NAME	TEAM	C	L	TAG
	1	29	2.72	10.6618	30.0000	102 Ken Kupsch	AB			A
	2	27	2.66	10.1504	28.5610	95.20 161 Bob Whitely	SK			A
	3	29	2.98	9.7315	27.3823	91.27 145 Brad Hertz	SK			A
	4	28	2.89	9.6886	27.2616	90.87 108 Darrell Wilks	AB			A
	5	26	2.71	9.5941	26.9957	89.99 180 Matt MacLearn				A
	6	28	2.96	9.4595	26.6170	88.72 68 Randy Fisher	BC			A
	7	29	3.10	9.3548	26.3224	87.74 8 Jon Gould				D
	8	30	3.24	9.2593	26.0537	86.85 4 Bryan Hodges				B
	9	30	3.25	9.2308	25.9735	86.58 50 George Ujimoto				A
	Tie	30	3.25	9.2308	25.9735	86.58 82 William Boychuk				C
	11	30	3.29	9.1185	25.6575	85.53 10 Maurice Bellemare				A
	12	28	3.10	9.0323	25.4149	84.72 40 Chuck Johnston				A
	13	26	2.88	9.0278	25.4023	84.67 138 Paul Barrette				A
	14	28	3.11	9.0032	25.3331	84.44 64 Gary Drebit				B
	15	27	3.02	8.9404	25.1564	83.85 126 Jamie Armour				A
	16	26	2.95	8.8136	24.7996	82.67 61 Ivan Runions	AB			A
	17	30	3.41	8.7977	24.7548	82.52 146 Paul Miller				A
	18	28	3.20	8.7500	24.6206	82.07 177 Don Brush				A
	19	29	3.32	8.7349	24.5781	81.93 57 Murray Gardner	BC			A
	Tie	29	3.32	8.7349	24.5781	81.93 185 Dave Muir				C

**ERNIE HILL**  
**SPEED LEATHER**®

---

# 1991 CANADIAN NATIONALS

---

STAGE 6

"COFFEE TIME"

	PTS	TIME	HIT FACTOR	STAGE POINTS	STAGE PERCENT	COMPETITOR # NAME	TEAM	C	L	TAG
	1	29	3.02	9.6026	30.0000	100.00 146 Paul Miller				A
	2	28	3.21	8.7227	27.2511	90.84 65 Todd Hullock				A
	3	29	3.44	8.4302	26.3372	87.79 47 Ed Roggeveen				A
Tie	29	3.44	8.4302	26.3372	87.79	138 Paul Barrette				A
	5	29	3.49	8.3095	25.9602	86.53 22 Doug Wright				B
	6	29	3.50	8.2857	25.8858	86.29 48 Shane Meyer				C
	7	30	3.66	8.1967	25.6078	85.36 43 Dwayne Hamilton				B
	8	29	3.55	8.1690	25.5212	85.07 141 Darcy Bowyer	SK			A
	9	27	3.31	8.1571	25.4840	84.95 46 Richard Nagy	BC			A
	10	27	3.39	7.9646	24.8826	82.94 142 Eddy Brown				C
	11	30	3.83	7.8329	24.4712	81.57 42 Willi Terpin				A
	12	30	3.85	7.7922	24.3440	81.15 82 William Boychuk				C
Tie	30	3.85	7.7922	24.3440	81.15	99 Kevin Naughton				B
	14	30	3.86	7.7720	24.2809	80.94 11 Mike McClain				C
	15	28	3.67	7.6294	23.8354	79.45 40 Chuck Johnston				A
Tie	28	3.67	7.6294	23.8354	79.45	109 Greg MacLean	AB			A
	17	30	3.96	7.5758	23.6680	78.89 108 Darrell Wilks	AB			A
	18	27	3.57	7.5630	23.6280	78.76 56 Garry Wong				A
	19	28	3.74	7.4866	23.3893	77.96 147 Dave Oldford				B
	20	28	3.75	7.4667	23.3271	77.76 26 Roman Lash				B



**ERNIE HILL**  
**SPEED LEATHER®**

---

# 1991 CANADIAN NATIONALS

---

STAGE 7

"JET'S JUSTICE"

PTS	TIME	HIT FACTOR	STAGE POINTS	STAGE PERCENT	COMPETITOR # NAME	TEAM	C	L	TAG
1	40	4.20	9.5238	40.0000	100.00	102 Ken Kupsch	AB		A
2	40	4.21	9.5012	39.9051	99.76	141 Darcy Bowyer	SK		A
3	40	4.24	9.4340	39.6228	99.06	184 Don Leedham	BC		A
4	40	4.27	9.3677	39.3444	98.36	180 Matt MacLearn			A
5	40	4.62	8.6580	36.3636	90.91	46 Richard Nagy	BC		A
6	40	4.76	8.4034	35.2943	88.24	145 Brad Hertz	SK		A
7	40	4.79	8.3507	35.0730	87.68	42 Willi Terpin			A
8	40	4.82	8.2988	34.8550	87.14	8 Jon Gould			D
9	40	4.83	8.2816	34.7828	86.96	40 Chuck Johnston			A
10	40	4.97	8.0483	33.8029	84.51	61 Ivan Runions	AB		A
11	40	4.98	8.0321	33.7349	84.34	60 Ken Soucie	NWT		B
Tie	40	4.98	8.0321	33.7349	84.34	96 Peter Dare			B
13	40	5.05	7.9208	33.2674	83.17	146 Paul Miller			A
14	40	5.08	7.8740	33.0708	82.68	177 Don Brush			A
15	40	5.14	7.7821	32.6849	81.71	30 Ron Balzer			C
16	40	5.26	7.6046	31.9394	79.85	144 Steve Johns	SK		A
17	40	5.28	7.5758	31.8184	79.55	82 William Boychuk			C
18	40	5.30	7.5472	31.6983	79.25	47 Ed Roggeveen			A
19	40	5.31	7.5330	31.6386	79.10	66 Trevor Yee	BC		
20	40	5.32	7.5188	31.5790	78.95	136 Mario DiPaolo			A



---

# 1991 CANADIAN NATIONALS

---

STAGE 8

"EXCUSE ME, BUT..."

	PTS	TIME	HIT FACTOR	STAGE POINTS	STAGE PERCENT	COMPETITOR # NAME	TEAM	C	L	TAG
	1	42	13.93	3.0151	45.0000	100.00 163 Dave Anderson				A
	2	44	14.74	2.9851	44.5523	99.01 136 Mario DiPaolo				A
Tie	42	14.07	2.9851	44.5523	99.01	141 Darcy Bowyer				A
	4	41	13.95	2.9391	43.8657	97.48 144 Steve Johns	SK			A
	5	44	15.21	2.8928	43.1747	95.94 146 Paul Miller				A
	6	45	16.03	2.8072	41.8971	93.10 186 Peter Bruhs				C
	7	42	15.13	2.7759	41.4300	92.07 40 Chuck Johnston				A
	8	43	15.73	2.7336	40.7986	90.66 134 Rob Lockard	SK			A
	9	43	15.78	2.7250	40.6703	90.38 180 Matt MacLearn				A
	10	41	15.28	2.6832	40.0464	88.99 126 Jamie Armour				A
	11	43	16.30	2.6380	39.3718	87.49 135 Doug Davidson				C
	12	40	16.02	2.4969	37.2659	82.81 66 Trevor Yee				BC
	13	41	16.90	2.4260	36.2078	80.46 184 Don Leedham	BC			A
	14	41	16.96	2.4175	36.0809	80.18 138 Paul Barrette				A
	15	39	16.19	2.4089	35.9525	79.89 102 Ken Kupsch	AB			A
	16	38	16.34	2.3256	34.7093	77.13 50 George Ujimoto				A
	17	40	17.38	2.3015	34.3496	76.33 35 Ken Clozen	NWT			C
	18	41	18.14	2.2602	33.7332	74.96 60 Ken Soucie	NWT			B
	19	43	19.06	2.2560	33.6705	74.82 42 Willi Terpin				A
	20	39	17.37	2.2453	33.5108	74.47 56 Garry Wong				A





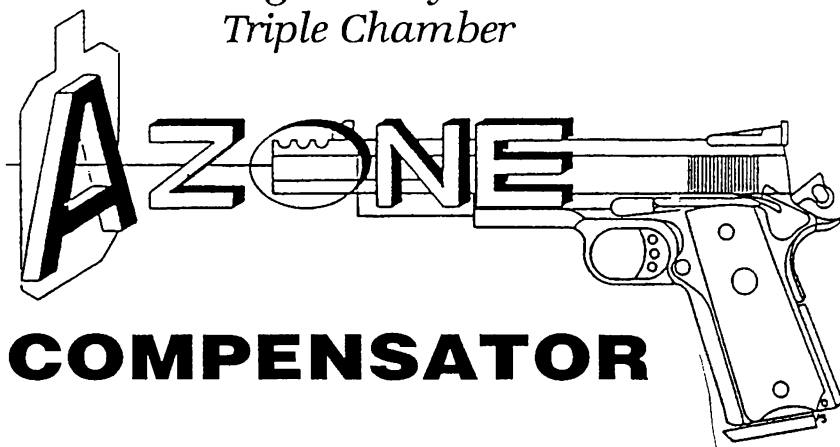
# 1991 CANADIAN NATIONALS

STAGE 9

## "MIKEY LIKES IT"

PTS	TIME	HIT FACTOR	STAGE POINTS	STAGE PERCENT	COMPETITOR # NAME	TEAM	C	L	TAG
1	29	4.52	6.4159	30.0000	100.00	190 Mike Hubbard			A
2	28	4.37	6.4073	29.9598	99.87	180 Matt MacLearn			A
3	26	4.10	6.3415	29.6521	98.84	145 Brad Hertz			SK A
4	30	4.74	6.3291	29.5941	98.65	17 Anthony Powaschuk			SK A
5	29	4.60	6.3043	29.4782	98.26	184 Don Leedham			BC A
6	28	4.45	6.2921	29.4211	98.07	141 Darcy Bowyer			SK A
7	26	4.14	6.2802	29.3655	97.89	144 Steve Johns			SK A
8	26	4.20	6.1905	28.9461	96.49	114 Rick Clements			A
9	29	4.71	6.1571	28.7899	95.97	103 Michael Kits			AB A
10	28	4.56	6.1404	28.7118	95.71	126 Jamie Armour			A
11	25	4.11	6.0827	28.4420	94.81	28 Richard Needham			C
12	27	4.49	6.0134	28.1180	93.73	61 Ivan Runions			AB A
13	28	4.67	5.9957	28.0352	93.45	2 Ken Bell			A
14	27	4.57	5.9081	27.6256	92.09	104 Steve Bonnell			NWT C
15	27	4.60	5.8696	27.4456	91.49	57 Murray Gardner			BC A
16	29	4.95	5.8586	27.3941	91.31	134 Rob Lockard			SK A
17	28	4.82	5.8091	27.1627	90.54	15 Peter Geer			C
18	26	4.48	5.8036	27.1370	90.46	185 Dave Muir			C
19	25	4.34	5.7604	26.9350	89.78	68 Randy Fisher			BC A
20	29	5.08	5.7087	26.6932	88.98	136 Mario DiPaolo			A

*originator of the  
Triple Chamber*



# 1991 CANADIAN NATIONALS

STAGE 10

"OFFICE PARTY 2"

PTS	TIME	HIT FACTOR	STAGE POINTS	STAGE PERCENT	COMPETITOR # NAME	TEAM	C	L	TAG
1	30	3.76	7.9787	30.0000	100.00 46 Richard Nagy	BC			A
2	30	3.77	7.9576	29.9207	99.74 177 Don Brush				A
3	30	3.91	7.6726	28.8491	96.16 70 Jim Bell				A
4	30	3.96	7.5758	28.4851	94.95 80 Dave Strachan				B
5	30	3.97	7.5567	28.4133	94.71 112 Lloyd Meier				C
6	28	3.76	7.4468	28.0001	93.33 180 Matt MacLearn				A
7	29	3.93	7.3791	27.7455	92.49 184 Don Leedham	BC			A
8	27	3.69	7.3171	27.5124	91.71 161 Bob Whitely	SK			A
9	29	4.00	7.2500	27.2601	90.87 50 George Ujimoto				A
10	28	3.87	7.2351	27.2041	90.68 38 Kerry Lathwell	BC		A	L
11	27	3.77	7.1618	26.9284	89.76 138 Paul Barrette				A
12	30	4.19	7.1599	26.9213	89.74 183 Nick Alexakos				A
13	28	3.92	7.1429	26.8574	89.52 82 William Boychuk				C
14	30	4.22	7.1090	26.7299	89.10 155 Rene Santos	MB			B
15	27	3.80	7.1053	26.7160	89.05 163 Dave Anderson				A
16	29	4.12	7.0388	26.4660	88.22 40 Chuck Johnston				A
17	29	4.16	6.9712	26.2118	87.37 186 Peter Bruhs				C
18	28	4.09	6.8460	25.7410	85.80 109 Greg MacLean	AB			A
19	30	4.39	6.8337	25.6948	85.65 3 Jon Beattie				B
20	27	3.97	6.8010	25.5718	85.24 145 Brad Hertz	SK			A



# 1991 CANADIAN NATIONALS

STAGE 11

## "OFFICE PARTY 1"

PTS	TIME	HIT FACTOR	STAGE POINTS	STAGE PERCENT	COMPETITOR # NAME	TEAM C L TAG
1	19	2.00	9.5000	20.0000	100.00 145 Brad Hertz	SK A
2	20	2.12	9.4340	19.8611	99.31 132 Andre Chevrier	A
3	20	2.17	9.2166	19.4034	97.02 50 George Ujimoto	A
4	20	2.19	9.1324	19.2261	96.13 138 Paul Barrette	A
5	20	2.23	8.9686	18.8813	94.41 180 Matt MacLearn	A
6	20	2.24	8.9286	18.7971	93.99 146 Paul Miller	A
7	20	2.25	8.8889	18.7135	93.57 195 Stan Dybka	A
8	20	2.26	8.8496	18.6307	93.15 136 Mario DiPaolo	A
9	19	2.18	8.7156	18.3486	91.74 33 Rod Dickens	B
10	18	2.08	8.6538	18.2185	91.09 114 Rick Clements	A
11	19	2.21	8.5973	18.0996	90.50 68 Randy Fisher	BC A
12	20	2.33	8.5837	18.0709	90.35 117 Richard Hamel	MB A
13	19	2.22	8.5586	18.0181	90.09 126 Jamie Armour	A
14	20	2.36	8.4746	17.8413	89.21 183 Nick Alexakos	A
15	18	2.14	8.4112	17.7078	88.54 102 Ken Kupsch	AB A
16	20	2.39	8.3682	17.6173	88.09 60 Ken Soucie	NWT B
Tie	20	2.39	8.3682	17.6173	88.09 81 Cory Magas	B
18	20	2.40	8.3333	17.5438	87.72 65 Todd Hullock	A
19	19	2.31	8.2251	17.3160	86.58 22 Doug Wright	B
20	20	2.45	8.1633	17.1859	85.93 186 Peter Bruhs	C



---

# 1991 CANADIAN NATIONALS

---

STAGE 12

"HERE'S YOUR PIZZA"

PTS	TIME	HIT FACTOR	STAGE POINTS	STAGE PERCENT	COMPETITOR # NAME	TEAM	C	L	TAG
1	40	2.62	15.2672	40.0000	100.00	180	Matt MacLearn		A
2	36	2.90	12.4138	32.5241	81.31	145	Brad Hertz	SK	A
3	39	3.24	12.0370	31.5369	78.84	38	Kerry Lathwell	BC	A L
4	38	3.22	11.8012	30.9191	77.30	57	Murray Gardner	BC	A
5	40	3.39	11.7994	30.9144	77.29	184	Don Leedham	BC	A
6	36	3.15	11.4286	29.9429	74.86	68	Randy Fisher	BC	A
7	35	3.08	11.3636	29.7726	74.43	108	Darrell Wilks	AB	A
8	36	3.17	11.3565	29.7540	74.39	46	Richard Nagy	BC	A
9	37	3.26	11.3497	29.7362	74.34	65	Todd Hullock		A
10	37	3.27	11.3150	29.6453	74.11	47	Ed Roggeveen		A
11	36	3.20	11.2500	29.4750	73.69	177	Don Brush		A
12	35	3.17	11.0410	28.9274	72.32	61	Ivan Runions	AB	A
13	37	3.38	10.9467	28.6803	71.70	8	Jon Gould		D
14	34	3.18	10.6918	28.0125	70.03	144	Steve Johns	SK	A
15	38	3.57	10.6443	27.8880	69.72	125	Marty Potter		C
16	38	3.58	10.6145	27.8099	69.52	74	Brian Colp	MB	B
Tie	38	3.58	10.6145	27.8099	69.52	90	Kevin Balmer		B
18	37	3.49	10.6017	27.7764	69.44	4	Bryan Hodges		B
19	37	3.50	10.5714	27.6970	69.24	186	Peter Bruhs		C
20	35	3.33	10.5105	27.5375	68.84	33	Rod Dickens		B



**SAFARILAND**

*Internationally Famous*

**DEDICATED TO EXCELLENCE**

---

# 1991 CANADIAN NATIONALS


---

STAGE 13

"KEN'S SHUFFLE"

PTS	TIME	HIT FACTOR	STAGE POINTS	STAGE PERCENT	COMPETITOR # NAME	TEAM	C	L	TAG
1	86	14.66	5.8663	95.0000	100.00	180	Matt MacLearn		A
2	85	14.86	5.7201	92.6324	97.51	108	Darrell Wilks	AB	A
3	82	14.96	5.4813	88.7652	93.44	138	Paul Barrette		A
4	80	14.70	5.4422	88.1320	92.77	102	Ken Kupsch	AB	A
5	86	16.01	5.3716	86.9887	91.57	145	Brad Hertz	SK	A
6	89	16.58	5.3679	86.9288	91.50	47	Ed Roggeveen		A
7	88	16.74	5.2569	85.1313	89.61	183	Nick Alexakos		A
8	89	17.20	5.1744	83.7952	88.21	17	Anthony Powaschuk	SK	A
9	84	16.30	5.1534	83.4552	87.85	61	Ivan Runions	AB	A
10	89	17.33	5.1356	83.1669	87.54	177	Don Brush		A
11	86	17.17	5.0087	81.1119	85.38	56	Garry Wong		A
12	89	17.83	4.9916	80.8349	85.09	57	Murray Gardner	BC	A
13	91	18.26	4.9836	80.7054	84.95	82	William Boychuk		C
14	82	16.61	4.9368	79.9475	84.16	161	Bob Whitely	SK	A
15	87	17.89	4.8631	78.7540	82.90	126	Jamie Armour		A
16	90	19.04	4.7269	76.5483	80.58	60	Ken Soucie	NWT	B
17	85	18.09	4.6987	76.0917	80.10	42	Willi Terpin		A
18	80	17.04	4.6948	76.0285	80.03	141	Darcy Bowyer	SK	A
19	88	18.75	4.6933	76.0042	80.00	4	Bryan Hodges		B
20	84	17.93	4.6849	75.8682	79.86	39	Gary Wright		A

The Choice of Professionals  
for that Winning Edge



---

# 1991 CANADIAN NATIONALS

---

STAGE 14

"SPACE INVADERS"

PTS	TIME	HIT FACTOR	STAGE POINTS	STAGE PERCENT	COMPETITOR # NAME	TEAM C L TAG
1	94	15.01	6.2625	95.0000	100.00 108 Darrell Wilks	AB A
2	89	14.98	5.9413	90.1275	94.87 144 Steve Johns	SK A
3	90	15.35	5.8632	88.9428	93.62 61 Ivan Runions	AB A
4	93	16.05	5.7944	87.8991	92.53 46 Richard Nagy	BC A
5	88	15.22	5.7819	87.7095	92.33 145 Brad Hertz	SK A
6	86	14.96	5.7487	87.2058	91.80 180 Matt MacLearn	A
7	93	16.63	5.5923	84.8333	89.30 136 Mario DiPaolo	A
8	90	16.32	5.5147	83.6561	88.06 138 Paul Barrette	A
9	89	16.23	5.4837	83.1859	87.56 141 Darcy Bowyer	SK A
10	91	16.71	5.4458	82.6109	86.96 57 Murray Gardner	BC A
11	92	17.06	5.3927	81.8054	86.11 184 Don Leedham	BC A
12	92	17.07	5.3896	81.7584	86.06 132 Andre Chevrier	A
13	90	16.86	5.3381	80.9772	85.24 68 Randy Fisher	BC A
14	89	16.75	5.3134	80.6025	84.84 126 Jamie Armour	A
15	95	17.97	5.2866	80.1959	84.42 147 Dave Oldford	B
16	91	17.37	5.2389	79.4723	83.66 43 Dwayne Hamilton	B
17	91	17.51	5.1970	78.8367	82.99 47 Ed Roggeveen	A
18	86	16.65	5.1652	78.3543	82.48 102 Ken Kupsch	AB A
19	84	16.46	5.1033	77.4153	81.49 114 Rick Clements	A
20	91	17.97	5.0640	76.8192	80.86 183 Nick Alexakos	A

The Choice of Professionals  
for that Winning Edge



---

# 1991 CANADIAN NATIONALS

---

STAGE 15

"SCHWINN'S WIN"

PTS	TIME	HIT FACTOR	STAGE POINTS	STAGE PERCENT	COMPETITOR #	NAME	TEAM	C	L	TAG
1	30	3.48	8.6207	30.0000	100.00	108 Darrell Wilks	AB	A		
2	30	3.54	8.4746	29.4916	98.31	141 Darcy Bowyer	SK	A		
3	29	3.51	8.2621	28.7521	95.84	145 Brad Hertz	SK	A		
4	26	3.15	8.2540	28.7239	95.75	144 Steve Johns	SK	A		
5	28	3.40	8.2353	28.6588	95.53	180 Matt MacLearn	A			
6	30	3.73	8.0429	27.9893	93.30	142 Eddy Brown	C			
7	30	3.75	8.0000	27.8400	92.80	65 Todd Hullock	A			
8	30	3.83	7.8329	27.2585	90.86	1 Ted Pritchett	B			
9	30	3.85	7.7922	27.1168	90.39	146 Paul Miller	A			
10	29	3.77	7.6923	26.7692	89.23	184 Don Leedham	BC	A		
11	29	3.79	7.6517	26.6279	88.76	46 Richard Nagy	BC	A		
12	29	3.89	7.4550	25.9434	86.48	57 Murray Gardner	BC	A		
13	28	3.81	7.3491	25.5748	85.25	96 Peter Dare	B			
14	29	3.97	7.3048	25.4207	84.74	177 Don Brush	A			
15	26	3.57	7.2829	25.3445	84.48	4 Bryan Hodges	B			
16	30	4.13	7.2639	25.2783	84.26	82 William Boychuk	C			
17	27	3.76	7.1809	24.9895	83.30	147 Dave Oldford	B			
18	29	4.04	7.1782	24.9801	83.27	47 Ed Roggeveen	A			
19	30	4.19	7.1599	24.9164	83.05	155 Rene Santos	MB	B		
20	28	3.96	7.0707	24.6060	82.02	103 Michael Kits	AB	A		

**COMPETITION  
BULLETS INC.**


# 1991 CANADIAN NATIONALS

STAGE 16

"WORKING OUT"

PTS	TIME	HIT FACTOR	STAGE POINTS	STAGE PERCENT	COMPETITOR # NAME	TEAM C L TAG
1	112	14.89	7.5218	120.0000	100.00 180 Matt MacLearn	A
2	109	15.12	7.2090	115.0097	95.84 144 Steve Johns	SK A
3	107	15.32	6.9843	111.4249	92.85 145 Brad Hertz	SK A
4	112	16.31	6.8670	109.5536	91.29 141 Darcy Bowyer	SK A
5	114	17.92	6.3616	101.4906	84.58 4 Bryan Hodges	B
6	108	17.04	6.3380	101.1141	84.26 126 Jamie Armour	A
7	117	18.56	6.3039	100.5701	83.81 47 Ed Roggeveen	A
8	113	17.97	6.2883	100.3212	83.60 114 Rick Clements	A
9	110	17.53	6.2750	100.1090	83.42 68 Randy Fisher	BC A
10	117	19.15	6.1097	97.4719	81.23 136 Mario DiPaolo	A
11	114	18.93	6.0222	96.0759	80.06 57 Murray Gardner	BC A
12	96	15.95	6.0188	96.0217	80.02 108 Darrell Wilks	AB A
13	112	18.70	5.9893	95.5511	79.63 61 Ivan Runions	AB A
14	112	18.71	5.9861	95.5000	79.58 90 Kevin Balmer	B
15	114	19.11	5.9655	95.1714	79.31 146 Paul Miller	A
16	116	19.62	5.9123	94.3226	78.60 147 Dave Oldford	B
17	116	19.73	5.8794	93.7978	78.16 82 William Boychuk	C
18	117	19.96	5.8617	93.5154	77.93 8 Jon Gould	D
19	113	19.48	5.8008	92.5438	77.12 71 Bill Matheson	B
20	106	18.52	5.7235	91.3106	76.09 177 Don Brush	A

*Caspian*  
ARMS LTD.





---

# 1991 CANADIAN NATIONALS

---

STAGE 17

"AMERICAN CONCESSION"

PTS	TIME	HIT FACTOR	STAGE POINTS	STAGE PERCENT	COMPETITOR # NAME	TEAM	C	L	TAG
1	130	15.96	8.1454	145.0000	100.00	180	Matt MacLearn		A
2	138	16.96	8.1368	144.8469	99.89	145	Brad Hertz	SK	A
3	138	17.94	7.6923	136.9342	94.44	144	Steve Johns	SK	A
4	129	17.51	7.3672	131.1469	90.45	138	Paul Barrette		A
5	139	19.02	7.3081	130.0948	89.72	117	Richard Hamel	MB	A
6	133	18.34	7.2519	129.0944	89.03	161	Bob Whitely	SK	A
7	134	18.53	7.2315	128.7312	88.78	136	Mario DiPaolo		A
8	136	19.03	7.1466	127.2199	87.74	108	Darrell Wilks	AB	A
9	138	19.59	7.0444	125.4006	86.48	146	Paul Miller		A
10	134	19.23	6.9683	124.0459	85.55	61	Ivan Runions	AB	A
11	138	19.81	6.9662	124.0085	85.52	68	Randy Fisher	BC	A
12	139	20.00	6.9500	123.7201	85.32	126	Jamie Armour		A
13	136	19.60	6.9388	123.5208	85.19	141	Darcy Bowyer	SK	A
14	137	20.25	6.7654	120.4340	83.06	114	Rick Clements		A
15	140	20.70	6.7633	120.3966	83.03	46	Richard Nagy	BC	A
16	135	20.23	6.6733	118.7945	81.93	42	Willi Terpin		A
17	137	20.66	6.6312	118.0450	81.41	184	Don Leedham	BC	A
18	138	20.88	6.6092	117.6534	81.14	60	Ken Soucie	NWT	B
19	122	18.90	6.4550	114.9084	79.25	102	Ken Kupsch	AB	A
20	140	21.83	6.4132	114.1643	78.73	57	Murray Gardner	BC	A

# MIKE'S GUN SHOP



**RELOADING - GUNSMITHING**

---

# 1991 CANADIAN NATIONALS

---

## TEAM RESULTS

1	4245.3243	Saskatchewan	954.1840	Brad Hertz
			898.9580	Darcy Bowyer
			886.1826	Steve Johns
			756.3509	Bob Whitely
			749.6488	Anthony Powaschuk
2	4181.7234	BC	868.0045	Don Leedham
			862.3914	Murray Gardner
			838.0843	Randy Fisher
			818.2384	Richard Nagy
			795.0048	Trevor Yee
3	3999.3776	Alberta	905.7085	Darrell Wilks
			835.1327	Ivan Runions
			830.8589	Ken Kupsch
			753.1596	Greg MacLean
			674.5179	Michael Kits
4	3996.6176	Ontario	882.4457	Jamie Armour
			863.2031	Don Brush
			769.7248	Nick Alexakos
			757.0507	Andre Chevrier
			724.1933	Rod Dickens
5	3595.0286	Manitoba	736.2378	Rene Santos
			735.5899	Richard Hamel
			720.7304	Brian Colp
			716.6408	Zen Bogoslawski
			685.8297	George Vandor
6	3166.6103	N W T	784.1007	Ken Soucie
			719.5408	Steve Bonnell
			617.5621	Randy Jacobs
			608.0729	Ken Closen
			437.3338	Robert Pellerin
1	972.5567	N W T - Ladies	352.3759	Debbie Euchner
			318.9344	Kat Nicholson
			301.2464	Carol Soucie

 **DLASK ARMS CORP.**  
CUSTOM COMBAT HANDGUNS & ACCESSORIES



19 - 7228 WINSTON ST.  
BURNABY, B.C V5A 2G9  
PHONE: (604) 420-2353

**DLASK**

**B.C.**

**NO  
REPORT  
RECEIVED**

---

# ALBERTA

---

IPSC Alberta has just finished the most successful year in its history!

1991 saw 10 qualifier matches in Alberta, culminating with our Provincial Championships on June 15 & 16. These 10 matches were evenly split between Calgary and Edmonton.

The Provincials were held in Spruce Grove, with 72 competitors entered, and saw Ivan Runions of Calgary retain his Provincial Champion title.

1991 was IPSC Alberta's turn to host the National Championships of IPSC Canada. This match was held in Spruce Grove from August 2-5 with 196 shooters in attendance. The 1991 Nationals has since been judged to have been one of the best IPSC competitions ever held, achieving several "firsts":

First Canadian Nationals to have secured overall corporate sponsorship of the match. Springfield Armory was the overall corporate sponsor, with 28 other Canadian and American companies joining in to help promote the competition.

First Canadian Nationals ever to be "sold out", with a record 196 competitors.

First Canadian Nationals ever to offer a prize table valued in excess of \$45,000

Competitors from Canada and the United States, sport-related industry displays, sponsor participation, excellent match design and organization, and perfect weather all combined to reach a milestone in Canadian match history. When it was all over, Brad Hertz of Regina had triumphed as 1991 Canadian Champion.

Special thanks to Match Director Ted Pritchett and the other members of the Match Committee who worked so hard to make it a success. IPSC Alberta plans to build on this event, and on its own great 1991 season, as we work to expand and improve our sport in Alberta.

## IPSC Alberta 1991 Top Ten

- |                  |                  |
|------------------|------------------|
| 1. Ivan Runions  | 6. Mike Kits     |
| 2. Ken Kupsch    | 7. Todd Hullock  |
| 3. Darrell Wilks | 8. Ted Pritchett |
| 4. James Chan    | 9. Peter Dare    |
| 5. Greg MacLean  | 10. Bryan Hodges |

---

# SASKATCHEWAN

---

Saskatchewan shooters had a great season in 1991. Competition in the province was very tight, with three shooters - Brad Hertz, Steve Johns and Darcy Bowyer - being within .20 points of each other going into the Provincials. In addition, the race for the new Saskatchewan Cup proved to be a close race between two of our most consistent members, with Rob Lockard only 15 points ahead of Brad Hertz before the Provincials.

After the dust settled at the Provincials, Brad Hertz came out as both Saskatchewan Champion and winner of the Saskatchewan Cup. Congratulations, Brad, on a great year!

All of this practice and competition gave Saskatchewan one of the best teams ever to show up at the Canadian Nationals. Team members Brad Hertz, Darcy Bowyer, Steve Johns, Bob Whitely, Rob Lockard and Tony Powaschuk arrived in Edmonton and "did us proud". Not only did Brad Hertz bring Canadian Champion honours home to Saskatchewan, but we also won the Team Trophy for the first time ever!

Moving into the 91/92 shooting season, Saskatchewan held its first match late in September in Maple Creek. Turnout was great for a cool, cloudy day, and Brad Hertz came up with the first win of the new year. We have scheduled 10 matches plus the Provincials for this year to give us lots of time to polish our skills for the 1992 Nationals.

All you other shooters from across Canada should be shaking in your sneakers 'cause come the '92 Nationals, Saskatchewan shooters will be there to do it again!

Look forward to seeing you on the range. We always welcome out-of-province shooters at our matches (and there's no charge for the lessons). Call Steve Johns at (306 924-0193) or Gayleen Whitely at (306 933-1885) for details of the match schedule.

**Ed:** Maybe there's some merit to those 100-yard standard exercises that they shoot in Saskatchewan after all. I always thought they were just the result of a distorted sense of distance that develops when you can look out your window and see all the way to the next town.

---

# MANITOBA

---

## 1991 IPSC MANITOBA PROVINCIAL CHAMPIONSHIPS

Manitoba held its largest Provincials ever, with the help of the Swan Valley Gun Club, in beautiful Swan River, Manitoba during the last weekend in August.

Fifty shooters, from Manitoba, Saskatchewan and Alberta, showed up to face the Jungle Lane, and none of them were disappointed. Swan river is home to some of the hardest working and most dedicated shooters in this Province. As our hosts, they did everything in their power to guarantee a great match, and only the thundershower on Sunday dampened a perfect weekend.

Our thanks to the major sponsors of this match:

Campbells' Custom Firearms  
Grape's Restaurants  
IPSC Canada  
MG/NCS, Vancouver  
Mother Tucker's Restaurant  
TCE, Oakville

Canada Safeway  
Harley Davidson Motorcycles  
IPSC Manitoba  
Mike's Gun Shop, Gull Lake, SK  
Southwest Bullet Casting  
The Firing Line, Winnipeg

Thanks, too, to all those others who helped make this match a success - you know who you are, and we couldn't have done it without you.

Home town dinosaur Zen Bogoslawski regained the Manitoba Championship, but not without a battle from Brian Colp. Congratulation, Zen, and we all look forward to future battles between the two of you.

To all the great folks from up in Swan - thanks for havin' us, we had a ball.

DVC,

Bryan De Wet  
Section Coordinator

---

# ONTARIO

---

Again in 1991, black badge training is continuing at a feverish pace in Ontario. So far this year, over 200 pistol shooters have completed their courses while 20 new rifle and shotgun users have received their specialty black badges. The Board would like to extend its sincere thanks to all the Instructors and Assistants who have generously donated so much of their time to promote the growth of IPSC in Ontario.

As the 1991 shooting season winds down, we find ourselves looking forward to 1992, and planning what will surely be our most active year yet! We have already scheduled three Level III matches, and experience leads us to expect some 200 shooters at each of them. IPSC Ontario will also be hosting the combined Canadian Nationals/ North American Championships as the highlight of our 1992 competition schedule, and we are looking forward to welcoming some 250 shooters from across Canada and around the world to this, the first Level IV match ever held in North America.

IPSC Ontario traditionally wraps up the main part of the shooting season with the Level III Sharon Open. This year's match was held on September 13-15, and two highlights were having **Canadian Champion Brad Hertz** fly in and seeing a delegation of five shooters from IPSC Nova Scotia drive 18 hours from Amherst to be here. We are honoured that you took the trouble, and hope the match made your trips worthwhile. **Paul Barrette** made another of his trips from Quebec to win the gold in the pistol match, but **Bryan Marino** was just able to hold him off in the side events.

Summary results of the 1991 Sharon Open:

## A Class

1. Paul Barrette
2. Jamie Armour
3. Bryan Marino
4. Stuart Rankine
5. Brad Hertz

## B Class

1. Erich Thalheimer
2. Stephen Russell
3. Luis Felipe
4. Don Irvine
5. Daryl Thompson

## C Class

1. John Burger
2. Minos Lam
3. Dan Pedulla
4. Don Broomfield
5. Denny Galli

## D Class

1. Robert Dumas
2. Donald Giancuitto
3. Mario Monico
4. Richard Grottsch
5. James Hobbs

Congratulations to all our winners, and thanks to everyone that participated. Match Director **Dan Pedulla** and Rangemaster **Dave Muir** did one heck of a job, and we are especially proud of the dedication and professionalism displayed by this year's corps of Officials - without you all it wouldn't have happened!

---

# QUEBEC

---

## ANOTHER STEP FORWARD FOR IPSC QUEBEC

1991 saw IPSC Quebec host its first ever Level III match. Our 1991 Provincial Championships had full International sanction, and the tremendous props built by the members of the host Stanbridge club made sure the match lived up to Level III standards. The 79 shooters who participated in this competition encountered stages that were both fun and challenging.

The match winner and 1991 Quebec Champion is Paul Barrette, with Lorna Pavelka taking the Ladies title. Congratulations to both of you on your excellent shooting. Thanks to everyone who participated in the match, and a special thank you to all those that officiated.

IPSC Quebec has brought back the concept of Provincial "GOLD" and "SILVER" Teams to honour our top shooters. The first six will make up the Gold team and the next six the Silver squad. For 1991, the rankings were based on the combined results of the Great Canadian Postal Match and the American Handgunner Postal Match, and the teams are as follows:

### 1991 QUEBEC GOLD TEAM

Paul Barrette	A
Mario DiPaolo	A
Pierre Leblanc	A
Jacques Beaudoin	A
Jacques Emond	B
Louis Ribe	B

### 1991 QUEBEC SILVER TEAM

Mario Bourget	C
Lorna Pavelka	C
Tony Petrozza	C
Denis Charbonneau	C
Cosimo Varacalli	C
Fernando Martin	C

IPSC Quebec will remain active throughout the winter, and is planning an even more ambitious program for 1992. Out-of-province shooters are particularly welcome at our matches, and further information on our competition schedule, or on any other aspect of IPSC in Quebec, is always available from Jacques Beaudoin at (514) 939-2839.



---

# QUEBEC

---

## Un autre pas en avant

Pour la première fois, le Québec a tenu une compétition de niveau III lors de l'édition 1991 de son Championnat Provincial au mois de septembre dernier. Grâce au travail des membres du club de tir de Stanbridge, une compétition diversifiée et riche en décors a été mise sur pied pour les 79 participants.

Le grand gagnant fût Paul Barrette qui, par la même occasion c'est mériter le titre de champion provincial. Chez les dames l'honneur est allé à Mme. Lorna Pavelka. Félicitation à nos deux champions.

Je profite du moment pour remercier tous les participants, et je veut remercier toutes les personnes qui, de près ou de loin, à la vue ou dans l'ombre, ont permis grâce à leurs aides que cette compétition soit possible. Aussi un remerciement très spécial pour tous les commanditaires qui nous ont supportés une fois de plus malgré les temps difficiles.

Cette année, la section a réitéré la tradition des équipes OR et ARGENT. La sélection a été faite par rapport aux résultat cumulatif du GCPM ainsi que du AHPM, les 6 premiers tireurs forment l'équipe OR et les 6 autres l'équipe ARGENT. Ces tireurs sont.

### ÉQUIPE OR

Paul Barrette	A
Mario Dipaolo	A
Pierre Leblanc	A
Jacques Beaudoin	A
Jacques Emond	B
Louis Ribé	B

### ÉQUIPE ARGENT

Mario Bourget	C
Lorna Pavelka	C
Tony Pétrozza	C
Denis Charbonneau	C
Cosomo Varacalli	C
Fernando Martin	C

### DVC

Jacques Beaudoin  
Coordonnateur de section

N.B. Pour plus d'information concernant la section, du Québec vous pouvez communiquer avec moi au: (514)939-2839

---

# NOVA SCOTIA

---

IPSC Nova Scotia is now wrapping up its most demanding shooting season yet. While the Yarmouth Open wasn't held in 1991, we had a very active league schedule and an excellent Provincial Championship match. The 1991 Nova Scotia Provincials were held in Oxford, and saw Jim Fraser repeat as Nova Scotia Champion again this year.

Membership continues to grow through our training program and, most importantly, more and more of our new members are becoming active competitors. Our thanks to all those Instructors who so generously donate their precious practice time for the good of the sport!

Officiating in Nova Scotia got a big boost when Maurice Bellemare held an RO/CRO refresher course in Halifax. We had a great turnout of our already-certified Officials, anxious to stay abreast of all the latest changes and interpretations, and to rid themselves of any bad habits. Thanks again, Maurice - its this kind of contribution that helps make IPSC Canada what it is today!

We won't be finalizing the Nova Scotia competition schedule for 1992 until after our AGM in January, but it surely will be even more ambitious than it was in 1991. Further information on IPSC Nova Scotia matches, or on the sport in general in this Province, is always available from Richard Turner at (902) 443-2556.

We always extend a special welcome to any out-of-province shooters to participate in all our activities. Join us for some of the best IPSC shooting in Canada.



---

# NEW BRUNSWICK

---

1991 has been a very active year for IPSC New Brunswick:

- In response to our members' requests, we held our 1991 Provincial Championships as a one-day tournament. The match went well, in spite of record rainfall, and we may again choose that format for 1992. Congratulations to 1991 New Brunswick Champion Gordon Whitman!
  
- We are putting into place a new Constitution, modelled on that of IPSC Canada, that will make sure the Section is truly responsive to the will of its members. Once we have clearly defined the rights and responsibilities of IPSC New Brunswick members, we are looking forward to establishing a full Board of Directors to administer and develop IPSC within this Province.
  
- We are hosting the first official NROI course for Range Officers in New Brunswick in November. Maurice Bellemare is coming in specifically for the purpose of certifying several new Officials to promote the growth of our sport, and this will also be a great opportunity for our existing Range Officers and Chief Range Officers to brush up on their skills, get any questions answered, and improve their understanding of the latest changes to our Rules.
  
- We are in the early stages of negotiating the use of range facilities which, if we are successful, will give New Brunswick an excellent opportunity to host the Canadian Nationals, or even a North American Championship, in the near future. More details as things develop.

Further information on happenings within IPSC New Brunswick is available from Section Coordinator Rick Lavoie at (506) 357-2306.

---

# NORTH WEST TERRITORIES

---

**HELLO** from the Northwest Territories!

Let me introduce you to the newest Section of IPSC Canada. We are the Northwest Territories Action Shooting Association, located in Yellowknife, just a two hour flight from Edmonton. Our Association has grown quickly over the last couple of years, and now sports a membership of just about fifty. This past summer was very active, and we managed to send some fourteen competitors, including the only Ladies' Team, to the 1991 IPSC Canada Nationals in Edmonton.

We have some big plans for next year, including possibly a midnight match, and we'll let you have all the details once things are finalized.

Until next time...DVC!

**NORTHWEST TERRITORIES ACTION SHOOTING ASSOCIATION**

1441 Gitzel Street

Yellowknife, Northwest Territories, X1A 2C9

(403) 873-4729

*Behlert Precision*

---

# N.R.O.I.

---

*Reproduced here is a condensed version of an article written by Ivan Runions that first appeared in the IPSC Alberta newsletter. Ivan, Alberta Champion in 1990 and 1991, was chosen "Top Official of the Match" at the 1991 Nationals, and his comments are right on the mark. Let's all honestly ask ourselves how many of these traps we've fallen into, both as Officials and as competitors, and then agree that things are indeed going to change - RIGHT NOW!*

## **SAFETY** by Ivan Runions

IPSC has the strictest safety rules of any handgun shooting discipline. IPSC also has one of the best safety records, despite the fact that we must run, jump and crawl while shooting, or at least while moving from position to position with gun in hand.

The typical IPSC shooter is extremely safe, but we're not safe enough yet. The 1991 Canadian Nationals saw fifteen competitors get disqualified - **over 7.5% of the shooters at Canada's biggest IPSC match were judged to be unsafe!** Since we never average a 7.5% disqualification rate at our regular matches, why did these shooters suddenly decide to become unsafe at the biggest match of the year? Well, not too surprisingly, they didn't - they acted exactly the same way as they do at regular competitions, but this time they got caught.

The officiating at the 1991 Nationals was the best ever. We used only the best trained and most experienced Range Officers - those who know the rules and how to apply them, who have demonstrated their ability to maintain safety and properly supervise the shooter, and who were in control of the competitors at all times and able to act upon any situation that arose. This is why we had so many disqualifications. We had them because the Officials on duty controlled the shooters well and stopped them the instant they did anything unsafe.

These unsafe actions might well have gone unnoticed at other matches for a variety of reasons - the Range Officer did not see the infraction, he did not recognize it as unsafe, or he chose not to enforce the rules. Let's take a look at each of these reasons a little more closely.

### **Not noticing an infraction:**

A Range Officer must position himself so as to be able to see a competitor's hands at all times, but not so as to interfere with his shooting. Yes, being as close as necessary could put the Official in jeopardy if the competitor

---

# N.R.O.I.

---

backs up to pick up a shot, but a good Official should be able to anticipate such behaviour. The Range Officer also has the option of stopping the shooter and awarding a re-shoot if he accidentally gets caught out of position.

## Not recognizing an unsafe action:

Recognition of a safety infraction is the result of knowledge and experience. An Official must thoroughly understand the current rulebook and the reasons for the rules that we have. It is a good idea to discuss any rule changes with your shooting and officiating buddies to make sure that everyone has the same understanding of exactly what the changes mean.

## Deciding to overlook a safety violation:

A decision by an Official not to enforce the rules usually happens with the best of intentions (It's only a small match and he didn't break 90 degrees by much), but these intentions really are misguided. No competitor will change his behaviour unless the faults are brought to his attention, and then we find someone disqualified at a major match for something that he has always been allowed to get away with before. Disqualification is a very tough call to make, but if it isn't made, the next occurrence of that safety infraction could result in someone getting hurt. There are some grey areas in our sport, such as how many procedural errors should be assessed for a particular fault, but safety is never one of them. Safety is always black and white. Either an action is safe, and draws no comment from the Official, or it is unsafe, and the competitor is disqualified immediately.

So much for the Official's duty to ensure safety, but let's not forget that **the ultimate responsibility for safety rests with us as shooters**. We have generally done a pretty good job of controlling muzzle direction, but are not always as careful about where our trigger finger is. Most of the disqualifications at the 1991 Nationals came from having the trigger finger inside the trigger guard during movement, reloading or remedial action, with some of these instances resulting in accidental discharges. Each of these infractions comes from breaking the second rule of shooting safety - the finger is on the trigger only when the sights are on the target. We must all train ourselves so that it is second nature (no, make that FIRST nature) to have the finger clearly outside the trigger guard except when actually shooting.

After the Nationals, all shooters should be doubly aware of potential safety problems, because our Range Officers aren't going to let any infractions slide by. We have all been remiss in the past, but that is going to change **RIGHT NOW!**

# 1992 COMPETITION CALENDAR

This calendar lists only those major matches about which IPSC Canada has been advised. Though most dates are firm, it is always a good idea to check. The Section Coordinator is your best source of information on other matches that are scheduled in that province.

## JUNE

<b>Ontario Provincials Guelph</b>	<b>June 5 - 7 Level III</b>	<b>Lorne Rowe (416) 783-6002</b>
<b>Viking Match Norway</b>	<b>June 12 - 14 Level III</b>	<b>Nick Alexakos (416) 849-6960</b>
<b>Alberta Provincials Edmonton</b>	<b>June 27 - 28</b>	<b>Bryan Hodges (403) 251-5030</b>
<b>French Championships Vannes</b>	<b>June 26 - 28 Level III</b>	<b>Nick Alexakos (416) 849-6960</b>

## JULY

<b>Saskatchewan Provincials Regina</b>	<b>July 4 - 5</b>	<b>Steve Johns (306) 924-0793</b>
--	-------------------	---------------------------------------

## AUGUST

<b>North American Championships Canadian Nationals Ontario</b>	<b>August 1 - 8 Level IV</b>	<b>Lorne Rowe (416) 783-6002</b>
--	----------------------------------	--------------------------------------


## SEPTEMBER

<b>Quebec Provincials St. Jacques</b>	<b>September 5 - 6</b>	<b>Jacques Beaudoin (514) 939-2839</b>
<b>Sharon Open Toronto</b>	<b>Early September Level III</b>	<b>Dan Pedulla (416) 476-8708</b>
<b>European Championships Barcelona</b>	<b>Early September Level IV</b>	<b>Lorne Rowe (416) 783-6002</b>

# Improve Your Performance

When It's Your  
Time That  
Counts ...  
Count on the

**SPEED-TIMER**



Serious about your performance? Get serious about the **Speed-Timer** — practising without a timer is like practising without targets. You need to see how fast you can get.

The **Speed-Timer** is a compact shot activated timer which sets new standards for high performance at an affordable price. Approved by the **International Range Officers Association (IROA)**, the **Speed-Timer** fits in a shirt pocket and is easy to operate with "one-button" mode selection.

- Press and hold the button for one second or longer and release. Wait for the audible beep and begin shooting.
- To review shots "in order" fired, just tap the button (less than one second) and cycle through all your shots as many times as you like. Just tap the button for the next shot.
- The display will automatically shut off when not in use.



One Year Full Warranty

**\$129.95**



***"This is the one everyone is talking about"***

Phone orders accepted — Dealer enquiries invited

**T.C.E.**

P.O. Box 805, Oakville, Ontario, Canada, L6J 5C5  
Phone: (416) 849-6960 Fax: (416) 842-4323

Ernie Hill Leather  
Prolix  
Bomar

Wilson Products  
BAT  
Clark


McCormick  
Smith & Alexander  
Shaw



# Improve Your Performance

When It's Your  
Time That  
Counts ...  
Count on the

**SPEED-TIMER** 



Serious about your performance? Get serious about the **Speed-Timer** — practising without a timer is like practising without targets. You need to see how fast you can get.

The **Speed-Timer** is a compact shot activated timer which sets new standards for high performance at an affordable price. Approved by the **International Range Officers Association (IROA)**, the **Speed-Timer** fits in a shirt pocket and is easy to operate with "one-button" mode selection.

- Press and hold the button for one second or longer and release. Wait for the audible beep and begin shooting.
- To review shots "in order" fired, just tap the button (less than one second) and cycle through all your shots as many times as you like. Just tap the button for the next shot.
- The display will automatically shut off when not in use.



One Year Full Warranty

**\$129.95**



***"This is the one everyone is talking about"***

Phone orders accepted — Dealer enquiries invited

**T.C.E.**

P.O. Box 805, Oakville, Ontario, Canada, L6J 5C5  
Phone: (416) 849-6960 Fax: (416) 842-4323

Ernie Hill Leather  
Prolix  
Bomar

Wilson Products  
BAT  
Clark

McCormick  
Smith & Alexander  
Shaw